













**AUTOMATION  
CATALOG 2022**



# INDEX

	—————	MOTORS FOR SLIDING GATES.....	11
	—————	MOTORS FOR SWING GATES.....	21
	—————	MOTORS FOR BARRIERS.....	37
	—————	MOTORS FOR GARAGE DOORS AND ROLLING SHUTTERS.....	45
	—————	CONTROL UNITS.....	57
	—————	TRANSMITTERS AND RECEIVERS.....	69
	—————	SECURITY DEVICES AND ACCESSORIES.....	79
	—————	ELECTRONIC KITS.....	93
	—————	ICONS.....	96
	—————	CONTACTS.....	97

# Our values...

## EFFICIENCY

V2 products are the most reliable and the fastest to install. V2 guarantees easy installation and utmost flexibility.

## PROFESSIONALISM

Over thirty years' experience has allowed us to develop a specific range of products for professionals, designed to their requirements and needs.

## COMPLETENESS

Everything you need, a single brand and a single philosophy. V2 allows you to create complex systems including gates, garages, shutters and awnings.

## GREEN

We think about the environment and energy saving. ECO-LOGIC is a solar energy device to power V2 motors without connections to the mains power supply. Be green, be eco-logic.

## SAFETY

V2 offers a vast range of accessories and safety devices to totally protect end users against the hazard of crushing and accidents.

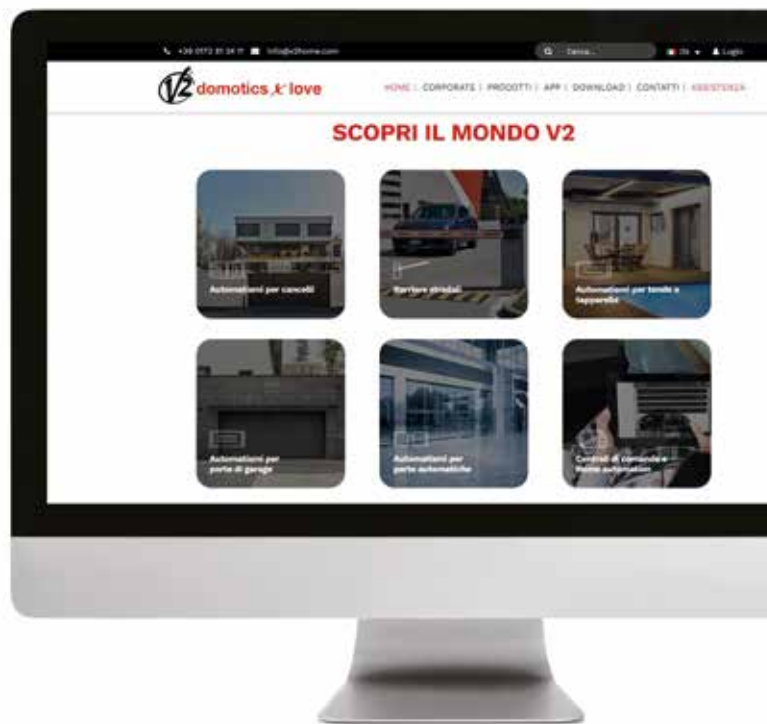
## DESIGN

Not just efficient and professional, but beautiful too. V2 products stand out for their modern, captivating design and suitability for any environment, whether domestic or industrial.





# Innovation at the service of the installer and the end user



## V2 GO for the end user

The V2 GO App allows you to manage your automations directly from your smartphone.



## V2APPTOOL for the installer

Visit [www.v2home.com](http://www.v2home.com): the V2APPTOOL App allows you to complete all the installation setup phases by operating directly on your smartphone or tablet.



## WINPPCLNET

The WINPPCLNET software is a program that allows the storage, consultation and updating of all data and all plant settings using a database (computer data archive).



## Follow all V2 services online

Visit [www.v2home.com](http://www.v2home.com). Sign up for the newsletter to be updated on news, browse the Download section to access the sheets and technical manuals, request access to the Reserved Area to consult the exploded views of the products and marketing material.



# V2 GO

## The new App for the end user

The V2 GO app allows remote automation management

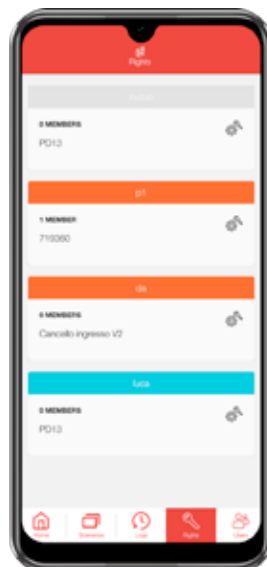
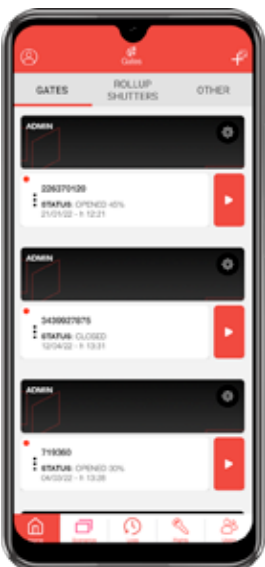


### Management and control

Possibility of managing multiple remote installations at any time, checking the status of the gate at any time and managing opening / closing with just one click.

### Management of priority or temporary accesses

Ability to customize access policies and times for each individual user.





## Access control (logs)

Ability to monitor the use of automation.



## Geolocation

Ability to manage the opening of the gate in 3 different modes (automatic, semi-automatic and manual), as soon as you enter a predefined area around the automation.



## Ease to use

Practical and fast, through the use of QR codes, for adding new users and / or installations.



## Automatic customized scenarios

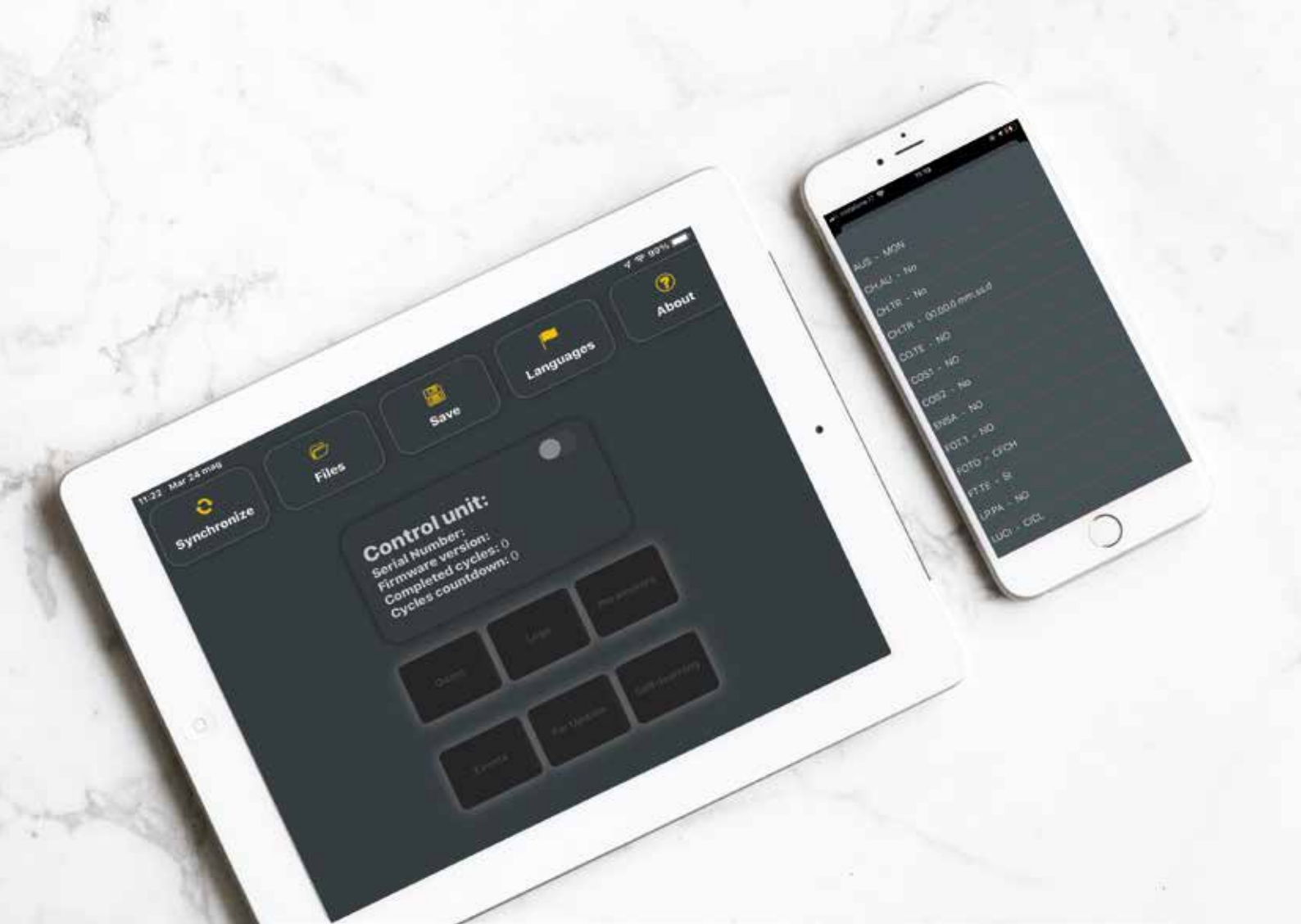
Ability to control your automations, or your devices, on selected days and times.



## WF01 module

It is possible to connect the automation to the network, thanks to the WIFI module, which can be plugged into V2 digital control units.





## Comfort and simplicity

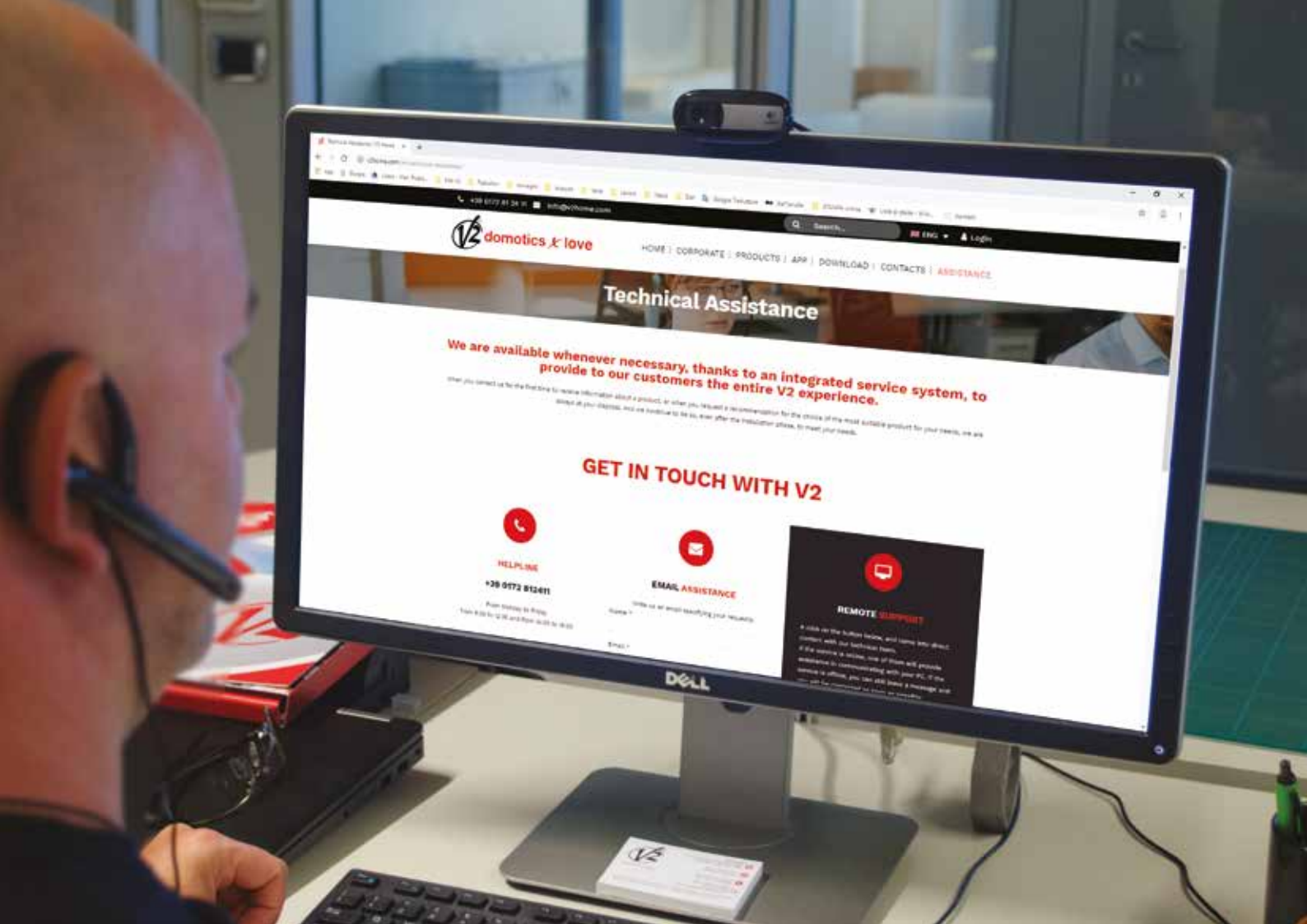
V2 APPTOOL is the exclusive management app created by V2 and designed specifically for technicians and installers. Thanks to V2 APPTOOL, you can program the control unit and configure its parameters directly from a smartphone or tablet.

V2 APPTOOL works via WIFI protocol, is available for download on Google Store and Apple Store and connects to the control unit using the practical WF02 module.

**EASY TO USE.** V2 Apptool has functional and intuitive graphics. It enables the fastest and easiest parameter management of the control unit.

**ALL DATA AT HANDS' REACH.** Loading the default data on the control unit, read the current configuration or load a previously saved one: everything is a matter of an instant.

**DOWNLOAD!** You can access the events register, quickly update the firmware and connect your configurations in cloud.



## Technical support and training

By choosing a V2 product, you are also choosing a state-of-the-art support service that knows how to accompany you step by step, from choosing the ideal automation for you up to installation phases.

V2 offers you the best support in every environment, wherever you are. In fact, V2 has a network of distributors and branches in Europe and the rest of the world, ready to advise and assist you.

For any commercial or technical requirement, for advice or to find out about our latest product upgrades, you can contact our technical support by email, chat, remote support or by phone. Our technicians are always ready to help!

We guarantee quality and professionalism also through training. Each year, V2 invests time and resources in training its technicians and its clients, organising technical trainings in its branches abroad and in the innovative demo hall at its headquarters in Italy.





# INDEX OF PRODUCTS

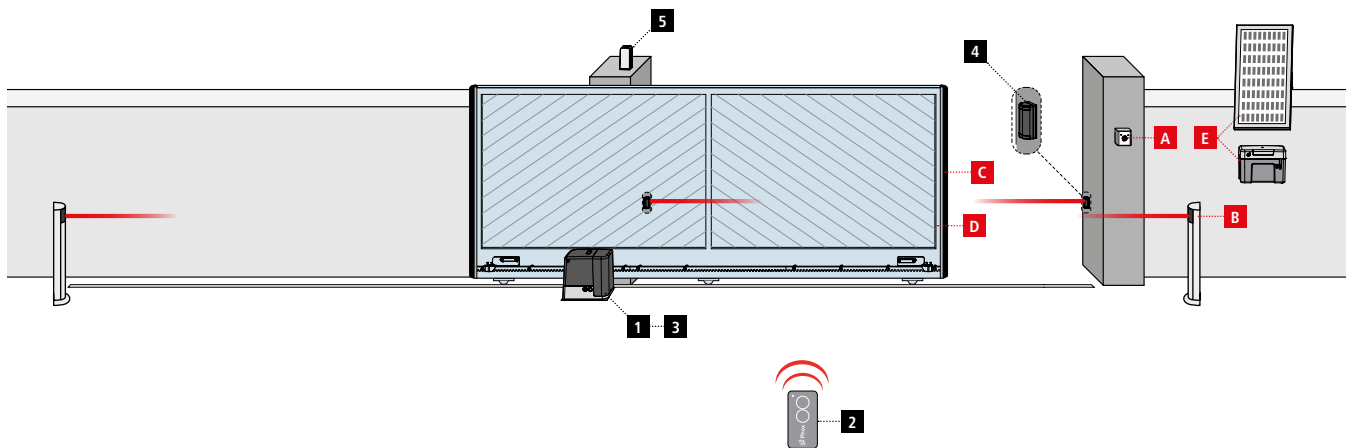
## Electromechanical for

<b>RESIDENTIAL USE</b>	<b>TORQ</b>	12
	<b>AYROS</b>	14
	<b>FORTECO</b>	16

## Electromechanical for

<b>INDUSTRIAL USE</b>	<b>FORTECO 2500-I</b>	16
	<b>HYPERFOR</b>	18

# EXAMPLE SYSTEM



## COMPONENTS

- 1** Motor
- 2** Transmitter
- 3** Receiving module
- 4** Photocells
- 5** Flashing light

## ADDITIONAL ACCESSORIES

- A** Key switch
- B** Pillar photocells
- C** Safety edges
- D** WES sensors
- E** ECO-LOGIC system

## CABLE TO BE USED

LENGTH OF THE CABLE	< 10 metres	from 10 to 20 metres	from 20 to 30 metres
Power supply (230V)	3G x 1.5 mm <sup>2</sup>	3G x 1.5 mm <sup>2</sup>	3G x 2.5 mm <sup>2</sup>
Power supply (230 - 400V)	4G x 1.5 mm <sup>2</sup>	4G x 1.5 mm <sup>2</sup>	4G x 2.5 mm <sup>2</sup>
Photocells (TX)	2 x 0.5 mm <sup>2</sup>	2 x 0.5 mm <sup>2</sup>	2 x 0.5 mm <sup>2</sup>
Photocells (RX)	4 x 0.5 mm <sup>2</sup>	4 x 0.5 mm <sup>2</sup>	4 x 0.5 mm <sup>2</sup>
Key switch	2 x 0.5 mm <sup>2</sup>	2 x 0.5 mm <sup>2</sup>	2 x 0.5 mm <sup>2</sup>
Flashing light	2 x 1.5 mm <sup>2</sup>	2 x 1.5 mm <sup>2</sup>	2 x 1.5 mm <sup>2</sup>
Antenna (integrated into the flashing light)	RG174	RG174	RG174
ECO-LOGIC (accumulator unit)	2 x 1.5 mm <sup>2</sup>	-	-
ECO-LOGIC (solar panel)	2 x 1 mm <sup>2</sup>	-	-



**Irreversible  
electromechanical rack  
actuator motor reducer**

**for sliding gates  
weighing up to 800 Kg**

Available in two versions:  
**24V and 230V**



**24V versions:**

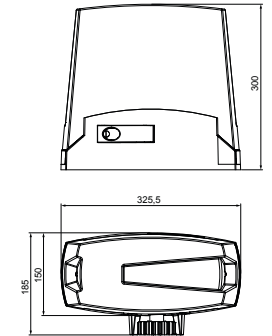
- DIGITAL control unit
- Accurate and safe operation with encoder
- Self-learning of opening and closing times
- Obstacle detection
- Programmable acceleration and deceleration
- Soft start (programmable start-up rate)
- Operation in case of absence of power using the 161237 backup battery
- Operation with solar power using the ECO-LOGIC system
- Synchronized operation of two motors using the SYNCRO module
- Magnetic limit switches, all accurate and reliable over time

- Programming achieved using 3 program buttons and display
- Plug-in adaptor for modular radio receiver MR2
- ADI connector for connecting optional modules



**230V version:**

- ANALOGUE control unit
- Built-in 433.92 MHz receiver (only compatible with PHOX series transmitters)
- Opening and closure times self-learning
- Obstacles detection
- Adjustments and programming using a trimmer and dip-switch
- Mechanical limit switches

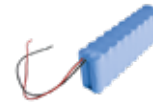


**TECHNICAL FEATURES**

Description	24V gates up to 500 Kg DIGITAL control unit	24V gates up to 400 Kg DIGITAL control unit FAST motor	230V gates up to 500 Kg ANALOGUE control unit	230V gates up to 800 Kg ANALOGUE control unit
<b>MODEL</b>	<b>TORQ500D-24V</b>	<b>TORQ400D-24V-F</b>	<b>TORQ500A-230V</b>	<b>TORQ800A-230V</b>
<b>CODE</b>	<b>23G001</b>	<b>23G002</b>	<b>23G003</b>	<b>23G004</b>
Gate maximum weight (Kg)	500	400	500	800
Power supply (Vac - Hz)	230 - 50	230 - 50	230 - 50	230 - 50
Maximum electric power (W)	300	250	300	400
Full load current @ 230Vac (A)	2	1,1	1,3	1,7
Gate speed (m/s)	0,28	0,36	0,17	0,17
Maximum thrust (N)	600	400	450	850
Duty cycle (%)	90	70	30	30
Pinion	M4-Z15	M4-Z15	M4-Z15	M4-Z15
Working temperature (°C)	-20 ÷ +55	-20 ÷ +55	-20 ÷ +55	-20 ÷ +55
Motor weight (Kg)	9	9	10	12
Protection degree (IP)	44	44	44	44
Maximum load on 24 Vac accessories (W)	7	7	6	6

## ACCESSORIES

NOTE: the electronic accessories can only be used with TORQ models equipped with a DIGITAL control unit



<b>11B047 ▪ MR2</b>	<b>161230 ▪ WF01</b>	<b>161216 ▪ SYNCRO</b>	<b>161237</b>
433.92 MHz plug-in receiver. Also available in 868.30 MHz version (code 11B048)	WiFi module for managing via V2 GO	ADI modules for synchronized operation of two motors	Battery 24 V 1,6 Ah



<b>161238</b>	<b>162313</b>	<b>162322</b>	<b>ACC009</b>
Battery charger for 161237	Nylon rack M4 – 6 attachments 1 m long with metallic insert	Galvanised metal rack 30x12 M4 1m long with fixing kit	Warning sign

## TORQ KIT



Kit MODEL ▼	PHOX2	MR2	SENSIVA-XS	LUMOS-M	ACC009	Kit CODE ▼
<b>Kit Light</b> TORQ500D-24V	■ ■	■				30C109
<b>Kit Full</b> TORQ500D-24V	■ ■	■	■	■	■	30C110
<b>Kit Light</b> TORQ400D-24V-F	■ ■	■				30C124
<b>Kit Full</b> TORQ400D-24V-F	■ ■	■	■	■	■	30C125
<b>Kit Light</b> TORQ500A-230V	■ ■					30C111
<b>Kit Full</b> TORQ500A-230V	■ ■		■	■	■	30C112
<b>Kit Light</b> TORQ800A-230V	■ ■					30C113
<b>Kit Full</b> TORQ800A-230V	■ ■		■	■	■	30C114

# AYROS



**Irreversible  
electromechanical rack  
actuator motor reducer**

**for sliding gates  
weighing up to 1500 Kg**

Available in version  
**24V, 230V and 230V three-phase with  
INVERTER**



- Accurate and safe operation with encoder
- Obstacle detection
- Self-learning of opening and closing times
- Synchronized operation of two motors using the SYNCRO module
- Magnetic limit switches, all accurate and reliable over time
- Programming achieved using 3 program buttons and display
- Plug-in adaptor for modular radio receiver MR2
- 2 inputs for photocells with self-test function
- 2 inputs for mechanical or resistive safety edges
- Courtesy light output
- ADI connector for connecting optional modules
- Soft start (programmable start-up rate)

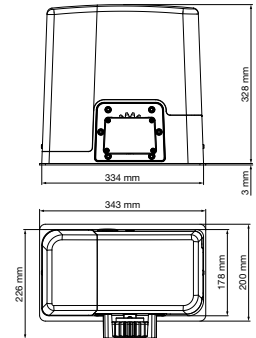
**24V versions:**

- Programmable acceleration and deceleration
- Operation in case of absence of power using the B-PACK backup battery
- Operation with solar power using the ECO-LOGIC system



**INVERTER version:**

- Three-phase motor with inverter with 230V control unit
- Programmable acceleration and deceleration
- Adjustable stroke and slowing speed
- Dynamic management of the torque during all phases of the opening / closing cycle



**TECHNICAL FEATURES**

Description	24V gate up to 600 Kg	24V gate up to 1000 Kg	230V gate up to 800 Kg	230V gate up to 1200 Kg	230V (INVERTER) gate up to 1500 Kg
<b>MODEL</b>	<b>AYROS 600D-24V</b>	<b>AYROS 1000D-24V</b>	<b>AYROS 800D-230V</b>	<b>AYROS 1200D-230V</b>	<b>AYROS 1500D-I</b>
<b>CODE</b>	<b>23C034</b>	<b>23C035</b>	<b>23C032</b>	<b>23C033</b>	<b>23C054</b>
Gate maximum weight (Kg)	600	1000	800	1200	1500
Power supply (Vac - Hz)	230 - 50	230 - 50	230 - 50	230 - 50	230 - 50
Maximum electric power (W)	400	550	500	600	570
Full load current @ 230Vac (A)	2	2,5	2	2,6	5
Gate speed (m/s)	0,14 (@ 300N) 0,26 (unloaded)	0,14 (@ 450N) 0,26 (unloaded)	0,16	0,16	0,035 - 0,26
Maximum thrust (N)	600	900	670	950	1400
Duty cycle (%)	60	60	30	30	50
Pinion	M4-Z18	M4-Z18	M4-Z18	M4-Z18	M4-Z18
Working temperature (°C)	-20 ÷ +55	-20 ÷ +55	-20 ÷ +55	-20 ÷ +55	-20 ÷ +55
Motor weight (Kg)	16	18	15	16	15
Protection degree (IP)	44	44	44	44	44
Maximum load on 24 Vac accessories (W)	7	7	10	10	10



## ACCESSORIES



<b>11B047 ▪ MR2</b>	<b>161230 ▪ WF01</b>	<b>161216 ▪ SYNCRO</b>	<b>161212 ▪ B-PACK</b>
433.92 MHz plug-in receiver. Also available in 868.30 MHz version (code 11B048)	WiFi module for managing via V2 GO	ADI modules for synchronized operation of two motors	Backup battery with built-in charger



<b>162313</b>	<b>162322</b>	<b>ACC009</b>
Nylon rack M4 – 6 attachments 1 m long with metallic insert	Galvanised metal rack 30x12 M4 1m long with fixing kit	Warning sign

## AYROS KIT



Kit MODEL ▼	PHOX2	MR2	SENSIVA-XS	LUMOS-M	ACC009	Kit CODE ▼
<b>Kit Light</b> AYROS600D-24V	■ ■	■				30C072
<b>Kit Full</b> AYROS600D-24V	■ ■	■	■	■	■	30C073
<b>Kit Light</b> AYROS1000D-24V	■ ■	■				30C074
<b>Kit Full</b> AYROS1000D-24V	■ ■	■	■	■	■	30C075
<b>Kit Light</b> AYROS800D-230V	■ ■	■				30C078
<b>Kit Full</b> AYROS800D-230V	■ ■	■	■	■	■	30C079
<b>Kit Light</b> AYROS1200D-230V	■ ■	■				30C104
<b>Kit Full</b> AYROS1200D-230V	■ ■	■	■	■	■	30C105

# FORTECO



## Irreversible electromechanical rack actuator motor reducer

### for sliding gates weighing up to 2500 Kg

Available in **230V single-phase** and **230V three-phase with INVERTER**

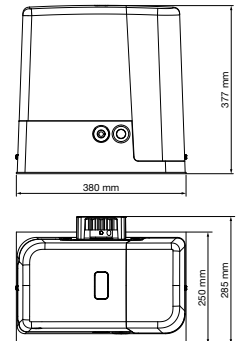


- Accurate and safe operation with encoder
- Obstacle detection
- Self-learning of opening and closing times
- Synchronized operation of two motors using the SYNCRO module
- Magnetic limit switches, all accurate and reliable over time
- Possibility to fit an M6 pinion
- Programming achieved using 3 program buttons and display
- Plug-in adaptor for modular radio receiver MR2
- 2 inputs for photocells with self-test function
- 2 inputs for mechanical or resistive safety edges
- Courtesy light output

- ADI connector for connecting optional modules
- Soft start (programmable start-up rate)

**INVERTER version:**

- Three-phase motor with inverter with 230V control unit
- Programmable acceleration and deceleration
- Adjustable stroke and slowing speed
- Dynamic management of the torque during all phases of the opening / closing cycle



## TECHNICAL FEATURES

Description	230V gates up to 2200 Kg	230V (INVERTER) gates up to 2500 Kg
<b>MODEL</b>	<b>FORTECO 2200-230V</b>	<b>FORTECO 2500-I</b>
<b>CODE</b>	<b>23E015</b>	<b>23E025</b>
Gate maximum weight (Kg)	2200	2500
Power supply (Vac - Hz)	230 - 50	230 - 50
Maximum electric power (W)	800	750
Full load current @ 230Vac (A)	4	3,7
Gate speed (m/s)	0,16	0,035 - 0,26
Maximum thrust (N)	1550	1660
Duty cycle (%)	35	50
Pinion	M4-Z18	M4-Z18
Working temperature (°C)	-20 ÷ +55	-20 ÷ +55
Motor weight (Kg)	18	19
Protection degree (IP)	44	44
Maximum load on 24 Vac accessories (W)	10	10

## ACCESSORIES



<b>11B047 ▪ MR2</b> 433.92 MHz plug-in receiver. Also available in 868.30 MHz version (code 11B048)	<b>161230 ▪ WF01</b> WIFI module for managing via V2 GO	<b>161216 ▪ SYNCRO</b> ADI modules for synchronized operation of two motors	<b>162322</b> Galvanised metal rack 30x12 M4 1m long with fixing kit
--	--	--	---



<b>162324</b> Galvanised metal rack 22x22 M4 1 m long	<b>162323</b> Galvanised metal rack 30x30 M6 1 m long	<b>MM017B</b> M6 pinion for 162323 rack	<b>ACC009</b> Warning sign
--	--	--	-------------------------------

# HYPERFOR



**Irreversible  
electromechanical rack  
actuator motor reducer**

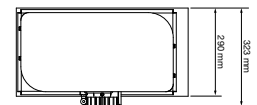
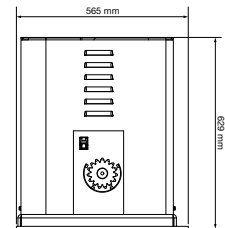
**for sliding gates  
weighing up to 4000 Kg**

**230V three-phase with INVERTER**



- Intensive operation even with large gates
- Obstacle detection
- Self-learning of opening and closing times
- Synchronized operation of two motors using the SYNCRO module
- Possibility to adjust the gearmotor torque
- Industrial electromechanical limit switch and M6 pinion
- Programming achieved using 3 program buttons and display
- Multilingual programming menu through 122x32 pixel graphic display
- Plug-in adaptor for modular radio receiver MR2
- 2 inputs for photocells with self-test function
- 2 inputs for mechanical or resistive safety edges

- Three programmable relay outputs as lights, electric lock, warning light, electric brake or functioning test 12Vdc
- ADI connector for connecting optional modules
- Three-phase motor with inverter with 230V control unit
- Programmable acceleration and deceleration
- Adjustable stroke and slowing speed
- Dynamic management of the torque during all phases of the opening / closing cycle



## TECHNICAL FEATURES

Description	230V three-phase with INVERTER gates up to 4000 Kg
<b>MODEL</b>	<b>HYPERFOR 4000-I</b>
<b>CODE</b>	<b>23F003</b>
Gate maximum weight (Kg)	4000
Power supply (Vac - Hz)	230 - 50
Maximum electric power (W)	1100
Mechanical nominal power (W-HP)	750-1
Full load current (A)	5
Gate speed (m/s)	0,016 ÷ 0,32
Maximum thrust (N)	4800
Duty cycle (%)	50
Pinion	M6-Z15
Working temperature (°C)	-20 ÷ +55
Motor weight (Kg)	80
Protection degree (IP)	55
Maximum load on 24 Vac accessories (W)	10

## ACCESSORIES



**11B047 ▪ MR2**

433.92 MHz plug-in receiver. Also available in 868.30 MHz version (code 11B048)

**161230 ▪ WF01**

WiFi module for managing via V2 GO

**161216 ▪ SYNCRO**

ADI modules for synchronized operation of two motors

**162323**

Galvanised metal rack 30x30 M6 1 m long



**ACC009**

Warning sign

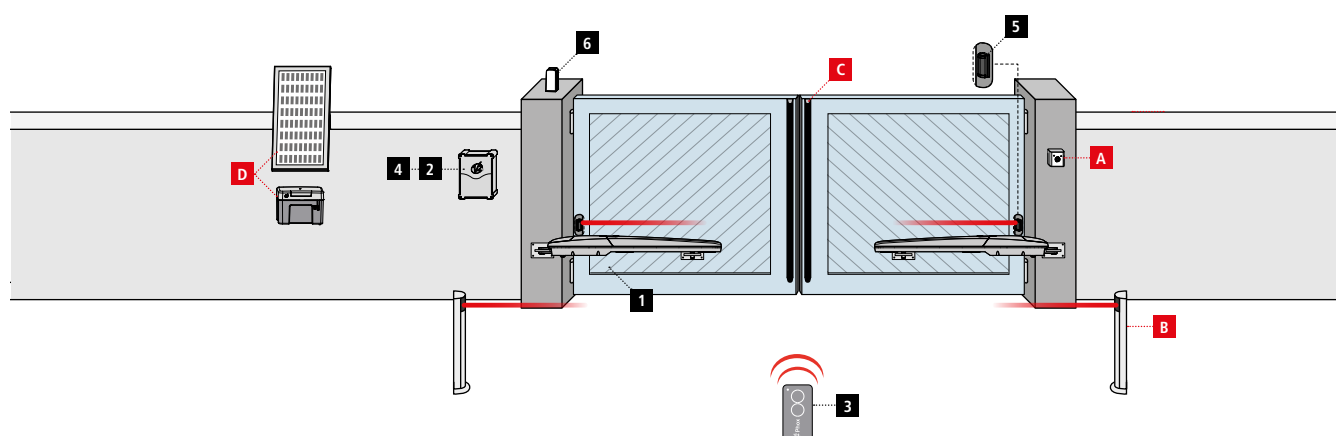




# INDEX OF PRODUCTS

<b>Motors for EXTERNAL INSTALLATION</b>	<b>NYK</b>	22
	<b>STARK3</b>	24
	<b>STARK6</b>	26
	<b>CALYPSO</b>	28
	<b>URSUS</b>	30
	<b>ZORUS</b>	32
<b>BLITZ</b>	34	
<b>Motors for UNDERGROUND INSTALLATION</b>	<b>VULCAN</b>	36

## EXAMPLE SYSTEM



### COMPONENTS

- 1** Motor
- 2** Control unit
- 3** Transmitter
- 4** Receiving module
- 5** Photocells
- 6** Flashing light

### ADDITIONAL ACCESSORIES

- A** Key switch
- B** Pillar photocells
- C** Safety edges
- D** ECO-LOGIC system


### CABLE TO BE USED

LENGTH OF THE CABLE	< 10 metres	from 10 to 20 metres	from 20 to 30 metres
Power supply (230V)	3G x 1.5 mm <sup>2</sup>	3G x 1.5 mm <sup>2</sup>	3G x 2.5 mm <sup>2</sup>
230V motor power supply	4G x 1.5 mm <sup>2</sup>	4G x 1.5 mm <sup>2</sup>	4G x 2.5 mm <sup>2</sup>
24V motor power supply	2G x 1.5 mm <sup>2</sup>	2G x 1.5 mm <sup>2</sup>	2G x 2.5 mm <sup>2</sup>
Photocells (TX)	2 x 0.5 mm <sup>2</sup>	2 x 0.5 mm <sup>2</sup>	2 x 0.5 mm <sup>2</sup>
Photocells (RX)	4 x 0.5 mm <sup>2</sup>	4 x 0.5 mm <sup>2</sup>	4 x 0.5 mm <sup>2</sup>
Key switch	2 x 0.5 mm <sup>2</sup>	2 x 0.5 mm <sup>2</sup>	2 x 0.5 mm <sup>2</sup>
Safety edges	2 x 0.5 mm <sup>2</sup>	2 x 0.5 mm <sup>2</sup>	2 x 0.5 mm <sup>2</sup>
Flashing light	2 x 1.5 mm <sup>2</sup>	2 x 1.5 mm <sup>2</sup>	2 x 1.5 mm <sup>2</sup>
Antenna (integrated into the flashing light)	RG174	RG174	RG174
ECO-LOGIC (accumulator unit)	2 x 1.5 mm <sup>2</sup>	-	-
ECO-LOGIC (solar panel)	2 x 1 mm <sup>2</sup>	-	-

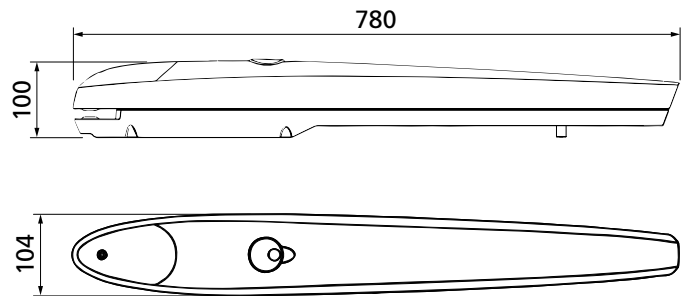
# NYK

## 24V irreversible electromechanical actuator

for swing gates with leaves up to 2 m in length



- Equipped with opening mechanical limit stop
- Mechanical closing stop available as an accessory
- Single version for both right and left leaves
- Adjustable fixing brackets to speed up engine installation



### TECHNICAL FEATURES

Description	24V for leaves up to 2 m
<b>MODEL</b>	<b>NYK-24V</b>
<b>CODE</b>	<b>22K001</b>
Maximum leaf length (m)	2
Maximum leaf weight (Kg)	250
Power supply (Vac - Hz)	24
Idling current (A)	0,4
Full load current (A)	6
Maximum electric power (W)	80
Opening time of the leaf 0 ÷ 90° (s)	16
Maximum travel (mm)	320
Operating speed (m/s)	0,016
Maximum thrust (N)	1500
Working temperature (°C)	-20 ÷ +55
Protection degree (IP)	44
Duty cycle (%)	50
Motor weight (Kg)	6



## CONTROL UNITS TO BE USED

M  
24V



**CITY2+**

Digital control unit for 24V motors

## ACCESSORIES



**162268**

Adjustable mechanical stop  
(pack of 2 pcs.)



**162913**

12V horizontal electric lock



**162912**

12V vertical electric lock



**ACC009**

Warning sign

## NYK KIT




Kit MODEL ▼	CONTROL UNIT	PHOX2	MR2	SENSIVA-XS	LUMOS-M	ACC009	Kit CODE ▼
Kit Light NYK	CITY2+	■ ■	■				29H001
Kit Full NYK	CITY2+	■ ■	■	■	■	■	29H002

# STARK3

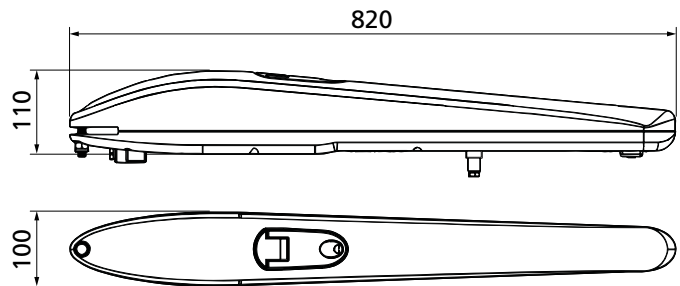
**Irreversible  
electromechanical  
actuator**

**for swing gates  
with leaves  
up to 3 m in length**

Available in two versions:  
**24V** and **230V**



- Equipped with opening mechanical limit stop
- Mechanical closing stop available as an accessory
- Single version for both right and left leaves
- Adjustable fixing brackets to speed up engine installation



## TECHNICAL FEATURES

Description	24V for leaves up to 3 m	230V for leaves up to 3 m
<b>MODEL</b>	<b>STARK3-24V</b>	<b>STARK3-230V</b>
<b>CODE</b>	<b>22K002</b>	<b>22K003</b>
Maximum leaf length (m)	3	3
Maximum leaf weight (Kg)	600	600
Power supply (Vac - Hz)	24 Vdc	230 - 50
Idling current (A)	0,8	1
Full load current (A)	15	1,6
Maximum electric power (W)	120	200
Opening time of the leaf 0 ÷ 90° (s)	15	18,5
Maximum travel (mm)	360	360
Operating speed (m/s)	0,020	0,016
Maximum thrust (N)	2000	2000
Working temperature (°C)	-20 ÷ +55	-20 ÷ +55
Protection degree (IP)	44	44
Duty cycle (%)	90	30
Motor weight (Kg)	7	8

## CONTROL UNITS TO BE USED



<b>CITY2+</b> Digital control unit for 24V motors	<b>CITY1-EVO</b> Digital control unit for 230V motors	<b>FLEXY2</b> Analogue control unit for 230V motors
--	--	--

## ACCESSORIES



<b>162258</b> Adjustable mechanical stop (pack of 2 pcs.)	<b>162913</b> 12V horizontal electric lock	<b>162912</b> 12V vertical electric lock	<b>ACC009</b> Warning sign
---	---	---	-------------------------------



<b>162299</b> Rear bracket to be screwed on pre-welded (2 pcs./pack)	<b>162256</b> Vertical rear bracket to screw (2 pcs./pack)	<b>162257</b> Front bracket to be screwed on (2 pcs./pack)
--	--	--

## STARK3 KIT



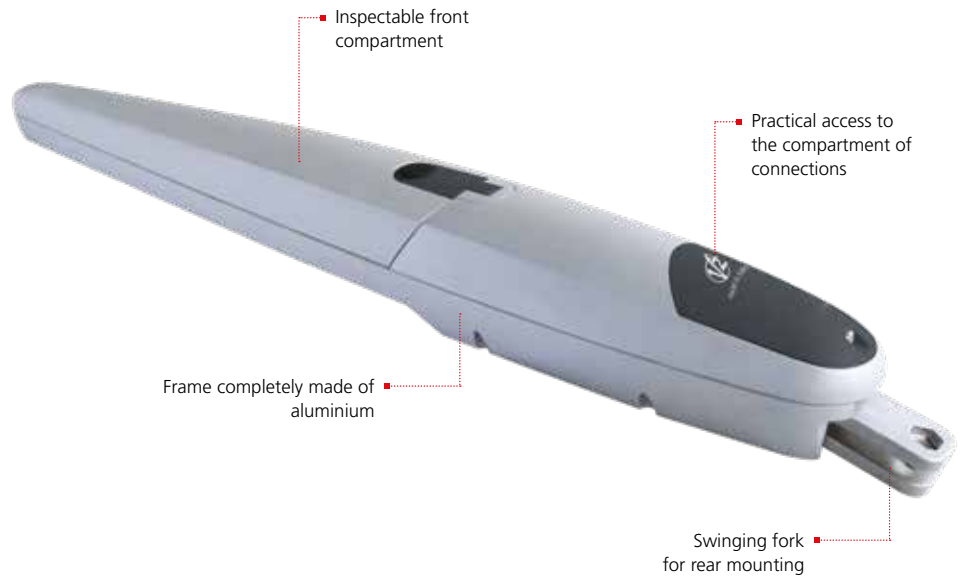
Kit MODEL ▼	CONTROL UNIT	PHOX2	MR2	SENSIVA-XS	LUMOS-M	ACC009	Kit CODE ▼
<b>Kit Light</b> STARK3-24V	CITY2+	■ ■	■				29H003
<b>Kit Full</b> STARK3-24V	CITY2+	■ ■	■	■	■	■	29H004
<b>Kit Light</b> STARK3-230V	CITY1-EVO	■ ■	■				29H005
<b>Kit Full</b> STARK3-230V	CITY1-EVO	■ ■	■	■	■	■	29H006

# STARK6

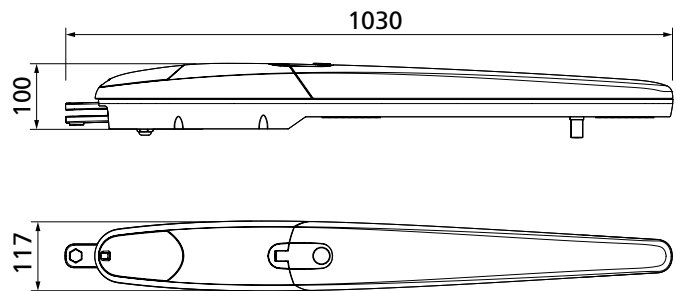
## Irreversible electromechanical actuator

### for swing gates with leaves up to 6 m in length

Available in two versions: **24V** and **230V**



- Equipped with mechanical opening and closing stop
- Sturdy mechanical transmission in steel and bronze for maximum durability and reliability
- Aluminum release handle with personalized key
- Large connection compartment located at the top of the engine



## TECHNICAL FEATURES

Description	24V for leaves up to 6 m	230V for leaves up to 6 m
<b>MODEL</b>	<b>STARK6-24V</b>	<b>STARK6-230V</b>
<b>CODE</b>	<b>22K004</b>	<b>22K005</b>
Maximum leaf length (m)	6	6
Maximum leaf weight (Kg)	750	750
Power supply (Vac - Hz)	24 Vdc	230
Idling current (A)	0,8	1
Full load current (A)	7	1,2
Maximum electric power (W)	170	240
Opening time of the leaf 0 ÷ 90° (s)	28	25
Maximum travel (mm)	540	540
Operating speed (m/s)	0,016	0,016
Maximum thrust (N)	2400	2000
Working temperature (°C)	-20 ÷ +55	-20 ÷ +55
Protection degree (IP)	44	44
Duty cycle (%)	80	30
Motor weight (Kg)	9	10

## CONTROL UNITS TO BE USED

M  
24V



M  
230V



M  
230V



**CITY2+**

Digital control unit for 24V motors

**CITY1-EVO**

Digital control unit for 230V motors

**FLEXY2**

Analogue control unit for 230V motors

## ACCESSORIES



**162913**

12V horizontal electric lock



**162912**

12V vertical electric lock



**ACC009**

Warning sign

## ELECTRONIC KITS



Kit MODEL ▼	CONTROL UNIT	PHOX2	MR2	SENSIVA-XS	LUMOS-M	Kit CODE ▼
Kit UNIVERSAL 1E	CITY1-EVO	■ ■	■	■	■	28A087
Kit UNIVERSAL 2	FLEXY2	■ ■		■	■	28A061
Kit UNIVERSAL 2+	CITY2+	■ ■	■	■	■	28A117

# CALYPSO

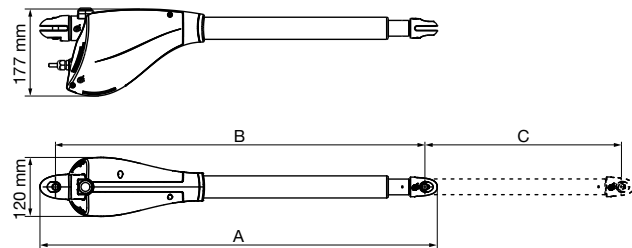
**230V irreversible electromechanical actuator**

**for swing gates with leaves up to 4 m in length**

Available in three versions: **400, 500 and 600 mm**



- Single version for both right and left leaves
- Practical release system
- 400 version for leaves up to 2.5 m
- 500 version for leaves up to 3 m
- 600 version for leaves up to 4 m



	CALYPSO 400	CALYPSO 500	CALYPSO 600
<b>A</b>	819	944	1044
<b>B</b>	762	887	987
<b>C</b>	400	500	600

## TECHNICAL FEATURES

Description	230V for leaves up to <b>2.5 m</b>	230V for leaves up to <b>3 m</b>	230V for leaves up to <b>4 m</b>
<b>MODEL</b>	<b>CALYPSO 400</b>	<b>CALYPSO 500</b>	<b>CALYPSO 600</b>
<b>CODE</b>	<b>22G001</b>	<b>22G003</b>	<b>22G016</b>
Maximum leaf length (m)	2,5	3	4
Maximum leaf weight (Kg)	400	500	500
Power supply (Vac - Hz)	230 - 50	230 - 50	230 - 50
Idling current (A)	0,8	0,8	0,8
Full load current (A)	1,2	1,2	1,2
Maximum electric power (W)	250	250	250
Opening time of the leaf 0 ÷ 90° (s)	22	25	30
Maximum travel (mm)	400	500	600
Operating speed (m/s)	0,016	0,016	0,016
Maximum thrust (N)	2300	2300	2300
Working temperature (°C)	-30 ÷ +50	-30 ÷ +50	-30 ÷ +50
Protection degree (IP)	44	44	44
Duty cycle (%)	30	30	30
Motor weight (Kg)	6,5	6,8	7,1

## CONTROL UNITS TO BE USED

M  
230V



M  
230V



**CITY1-EVO**

Digital control unit for 230V motors

**FLEXY2**

Analogue control unit for 230V motors

## ACCESSORIES



**162913**

12V horizontal electric lock



**162912**

12V vertical electric lock



**162237**

Brackets to screw kit



**ACC009**

Warning sign

## CALYPSO KIT




Kit MODEL ▼	CONTROL UNIT	PHOX2	MR2	SENSIVA-XS	LUMOS-M	ACC009	Kit CODE ▼
<b>Kit Light-E</b> CALYPSO-230V	CITY1-EVO	■ ■	■				29D044
<b>Kit Full-E</b> CALYPSO-230V	CITY1-EVO	■ ■	■	■	■	■	29D045
<b>Kit Light-A</b> CALYPSO-230V	FLEXY2	■ ■	■				29D029
<b>Kit Full-A</b> CALYPSO-230V	FLEXY2	■ ■	■	■	■	■	29D030

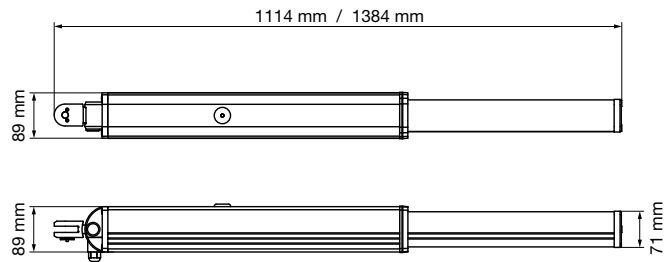
# URSUS

## 230V hydraulic actuator

for swing gates with leaves up to 6 m in length



- Ideal for intensive use
- Single version for right and left leaf
- Opening and closing lock
- Closure mechanic shock absorber
- Push and pull adjustment through adjustable valves



### TECHNICAL FEATURES

Description	230V irreversible leaves up to 4 m	230V irreversible leaves up to 6 m
<b>MODEL</b>	<b>URSUS-A33LB</b>	<b>URSUS-A43LB</b>
<b>CODE</b>	<b>22D015</b>	<b>22D016</b>
Maximum leaf length (m)	4	6
Maximum leaf weight (Kg)	700	700
Power supply (Vac - Hz)	230 - 50	230 - 50
Full load current (A)	1	1
Maximum electric power (W)	230	230
Opening time of the leaf 0 ÷ 90° (s)	22	33
Maximum travel (mm)	265	400
Operating speed (m/s)	0,01	0,01
Maximum thrust (N)	7000	7000
Working temperature (°C)	-30 ÷ +90	-30 ÷ +90
Protection degree (IP)	65	65
Duty cycle (%)	100	100
Motor weight (Kg)	9,5	11



## CONTROL UNITS TO BE USED

M  
230V



M  
230V



**CITY1-EVO**

Digital control unit for 230V motors

**FLEXY2**

Analogue control unit for 230V motors

## ACCESSORIES



**162913**

12V horizontal electric lock



**162912**

12V vertical electric lock



**ACC009**

Warning sign

## ELECTRONIC KITS



Kit MODEL ▼	CONTROL UNIT	PHOX2	MR2	SENSIVA-XS	LUMOS-M	Kit CODE ▼
Kit UNIVERSAL 1E	CITY1-EVO	■ ■	■	■	■	28A087
Kit UNIVERSAL 2	FLEXY2	■ ■		■	■	28A061

# ZORUS



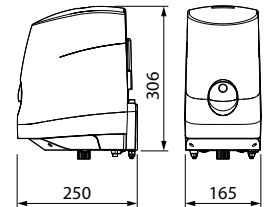
## 24V irreversible electromechanical pivoting arm actuator

### for swing gates with leaves up to 4.2 m in length



- Easy installation on pillars of medium / big dimensions
- Obstacle detection
- Programmable acceleration and deceleration
- Self-learning of opening and closing times
- Operation in case of absence of power using the 161237 backup battery
- Operation with solar power using the ECO-LOGIC system
- Programming achieved using 3 program buttons and display
- Plug-in adaptor for modular radio receiver MR2

- 2 inputs for photocells with self-test function
- 2 inputs for mechanical or resistive safety edges
- Output for flashing light 24V with or without intermittence
- Courtesy light output
- Energy Saving function to minimise consumption in stand-by mode
- Operational cycle counter. with programmable maintenance reminders
- ADI connector for connecting optional module








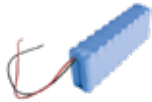







## TECHNICAL FEATURES

Description	24V motore SLAVE for leaves up to <b>2.8 m</b>	230V MASTER motor with control unit for leaves up to <b>2.8 m</b>	24V motore SLAVE for leaves up to <b>4.2 m</b>	230V MASTER motor with control unit for leaves up to <b>4.2 m</b>
<b>MODEL</b>	<b>ZORUS2-S</b>	<b>ZORUS2-M</b>	<b>ZORUS4-S</b>	<b>ZORUS4-M</b>
<b>CODE</b>	<b>22E010</b>	<b>22E011</b>	<b>22E012</b>	<b>22E013</b>
Maximum leaf length (m)	2,8	2,8	4,2	4,2
Maximum leaf weight (Kg)	300	300	500	500
Power supply (Vac - Hz)	24 Vdc	230 - 50	24 Vdc	230 - 50
Maximum electric power (2 motors) (W)	-	280	-	350
Speed (rpm)	1,5	1,5	1,5	1,5
Torque (Nm)	650	650	760	760
Working temperature (°C)	-20 ÷ +55	-20 ÷ +55	-20 ÷ +55	-20 ÷ +55
Working cycle (cycles/hour)	80	80	80	80
Motor weight (kg)	7,5	7,5	7,5	7,5
Protection degree (IP)	44	44	44	44
Maximum load on 24 Vac accessories (W)	7	7	7	7

NOTE: the single motors are not supplied with an articulated arm. The most suitable arm for the gate must be chosen from the list of accessories.

## ACCESSORIES

				
<b>162271</b> Articulated arm for leaves up to 1.8 m. Maximum distance between the rotation axis of the gate and the gearmotor reducer surface 200 mm	<b>162272</b> Articulated arm for leaves up to 4.2 m. Maximum distance between the rotation axis of the gate and the gearmotor reducer surface 350 mm	<b>162273</b> Sliding articulated arm for leaves up to 1.8 m. Left version	<b>162274</b> Sliding articulated arm for leaves up to 1.8 m. Right version	
				
<b>162275</b> Articulated arm with joints (+/-8° rotation) for leaves up to 4.2 m.	<b>11B047 ▪ MR2</b> 433.92 MHz plug-in receiver. Also available in 868.30 MHz version (code 11B048)	<b>161230 ▪ WF01</b> WIFI module for managing via V2 GO	<b>161237</b> Battery 24 V 1,6 Ah	<b>161238</b> Battery charger for 161237
				
<b>162662 ▪ BLINDO44</b> External release kit with metallic wire	<b>162913</b> 12V horizontal electric lock	<b>162912</b> 12V vertical electric lock	<b>ACC009</b> Warning sign	

## ZORUS KIT

						
Kit MODEL ▼	PHOX2	MR2	SENSIVA-XS	LUMOS-M	ACC009	Kit CODE ▼
<b>Kit Light</b> ZORUS2-24V	■ ■	■				29E033
<b>Kit Full</b> ZORUS2-24V	■ ■	■	■	■	■	29E034
<b>Kit Light</b> ZORUS4-24V	■ ■	■				29E035
<b>Kit Full</b> ZORUS4-24V	■ ■	■	■	■	■	29E036

NOTE: the ZORUS KITS contain the articulated arm model 162272

# BLITZ

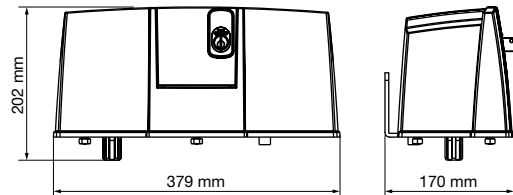
## Irreversible electromechanical pivoting arm

### for swing gates with leaves up to 3 m in length

Available in two versions:  
**24V** and **230V**



- Single version for both right and left leaves
- 24V version for intensive use
- Internal release lever
- Integrated double electric limit switch
- Internal start capacitor
- Possibility of external release



## TECHNICAL FEATURES

Description	24V for leaves up to 3 m	230V for leaves up to 3 m
<b>MODEL</b>	<b>BLITZ-24V</b>	<b>BLITZ-230V</b>
<b>CODE</b>	<b>22E002</b>	<b>22E001</b>
Maximum leaf length (m)	3	3
Maximum leaf weight (Kg)	800	800
Power supply (Vac - Hz)	24 Vdc	230 - 50
Full load current (A)	7,5	2,5
Maximum electric power (W)	-	575
Speed (Rpm)	1,4 - 0,5	1,6
Torque (Nm)	320	340
Working temperature (°C)	-30 ÷ +60	-30 ÷ +60
Protection degree (IP)	44	44
Duty cycle (%)	80	20
Motor weight (Kg)	14,6	14,6

## CONTROL UNITS TO BE USED

M  
24V



M  
230V



M  
230V



**CITY2+**

Digital control unit for 24V motors

**CITY1-EVO**

Digital control unit for 230V motors

**FLEXY2**

Analogue control unit for 230V motors



**162219**

External release kit with 4 m metallic wire

**ACC009**

Warning sign

## ELECTRONIC KITS



Kit MODEL ▼	CONTROL UNIT	PHOX2	MR2	SENSIVA-XS	LUMOS-M	Kit CODE ▼
Kit UNIVERSAL 1E	CITY1-EVO	■ ■	■	■	■	28A087
Kit UNIVERSAL 2	FLEXY2	■ ■		■	■	28A061
Kit UNIVERSAL 2+	CITY2+	■ ■	■	■	■	28A117

# VULCAN

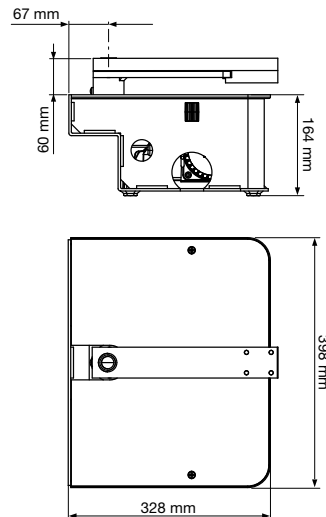
**Irreversible  
electromechanical  
motor reducer for  
underground  
installation**

**for swing gates  
with leaves  
up to 3.5 m in length**

Available in two versions:  
**24V** and **230V**



- Sealed motor reducer
- Opening up to 110° with the levers supplied
- Opening up to 360° with the accessory lever (162218)
- 7M version with 7-metre long power cable
- The special mounting holes allow Vulcan motors to be installed inside numerous existing models of foundation boxes
- Adjustable opening and closing mechanical stop



## TECHNICAL FEATURES

Description	<b>24V</b> for leaves up to <b>3.5 m</b> (cable length 2 m)	<b>230V</b> for leaves up to <b>3.5 m</b> (cable length 2 m)	<b>230V</b> for leaves up to <b>3.5 m</b> (cable length 7 m)
<b>MODEL</b>	<b>VULCAN-24V</b>	<b>VULCAN-230V</b>	<b>VULCAN-230V-7M</b>
<b>CODE</b>	<b>22F012</b>	<b>22F003</b>	<b>22F008</b>
Maximum leaf length (m)	3,5	3,5	3,5
Maximum leaf weight (Kg)	600	800	800
Power supply (Vac - Hz)	24 Vdc	230 - 50	230 - 50
Full load current (A)	15	2,4	2,4
Maximum electric power (W)	-	550	550
Opening time of the leaf 0 ÷ 90° (s)	15 - 25	17	17
Maximum torque (Nm)	320	320	320
Working temperature (°C)	-20 ÷ +55	-20 ÷ +55	-20 ÷ +55
Protection degree (IP)	67	67	67
Duty cycle (%)	80	30	30
Motor weight (Kg)	11,5	11	11

## CONTROL UNITS TO BE USED

M  
24V



M  
230V



M  
230V



**CITY2+**

Digital control unit for 24V motors

**CITY1-EVO**

Digital control unit for 230V motors

**FLEXY2**

Analogue control unit for 230V motors

## ACCESSORIES



**162233**

Cataphoresis-finished steel foundation box with 110° opening and release levers



**162218**

Lever unit for opening >110° + release lever



**162215**

Encoder.  
Also available with 7m long cable (cod.162238)




**162913**

12V horizontal electric lock



**162912**

12V vertical electric lock



**ACC009**

Warning sign

## VULCAN KIT



Kit MODEL ▼	CONTROL UNIT	PHOX2	MR2	SENSIVA-XS	LUMOS-M	ACC009	Kit CODE ▼
<b>Kit Light</b> VULCAN-24V	CITY2+	■ ■	■				29G011
<b>Kit Full</b> VULCAN-24V	CITY2+	■ ■	■	■	■	■	29G012
<b>Kit Light</b> VULCAN-230V	CITY1-EVO	■ ■	■				29G015
<b>Kit Full</b> VULCAN-230V	CITY1-EVO	■ ■	■	■	■	■	29G016



 niuba

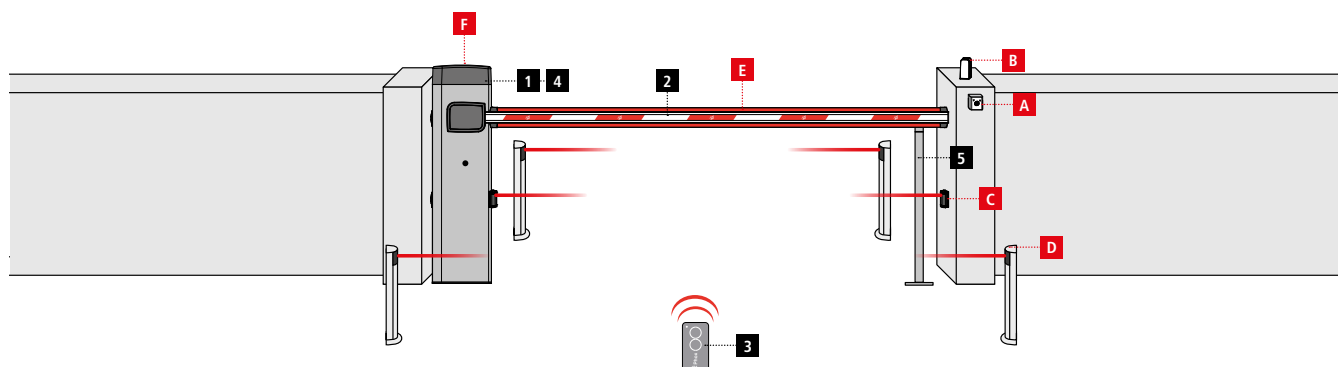




# INDEX OF PRODUCTS

NIUBA _____	40
Accessories for 4m barriers _____	42
Accessories for 6m barriers _____	42
Common accessories _____	43

## EXAMPLE SYSTEM



### COMPONENTS

- 1** Motor
- 2** Boom
- 3** Transmitter
- 4** Receiving module
- 5** End support post

### ADDITIONAL ACCESSORIES

- A** Key switch
- B** Flashing light
- C** Photocells
- D** Pillar photocells
- E** Lights kit (boom)
- F** Lights kit (barrier)

### CABLE TO BE USED

LENGTH OF THE CABLE	< 10 metres	from 10 to 20 metres	from 20 to 30 metres
Power supply (230V)	3G x 1.5 mm <sup>2</sup>	3G x 1.5 mm <sup>2</sup>	3G x 2.5 mm <sup>2</sup>
Photocells (TX)	2 x 0.5 mm <sup>2</sup>	2 x 0.5 mm <sup>2</sup>	2 x 0.5 mm <sup>2</sup>
Photocells (RX)	4 x 0.5 mm <sup>2</sup>	4 x 0.5 mm <sup>2</sup>	4 x 0.5 mm <sup>2</sup>
Key switch	2 x 0.5 mm <sup>2</sup>	2 x 0.5 mm <sup>2</sup>	2 x 0.5 mm <sup>2</sup>
Flashing light	2 x 1.5 mm <sup>2</sup>	2 x 1.5 mm <sup>2</sup>	2 x 1.5 mm <sup>2</sup>

# NIUBA



## 24V rapid opening automatic raise arm barrier

### for residential and multiple use installations up to 6 m width

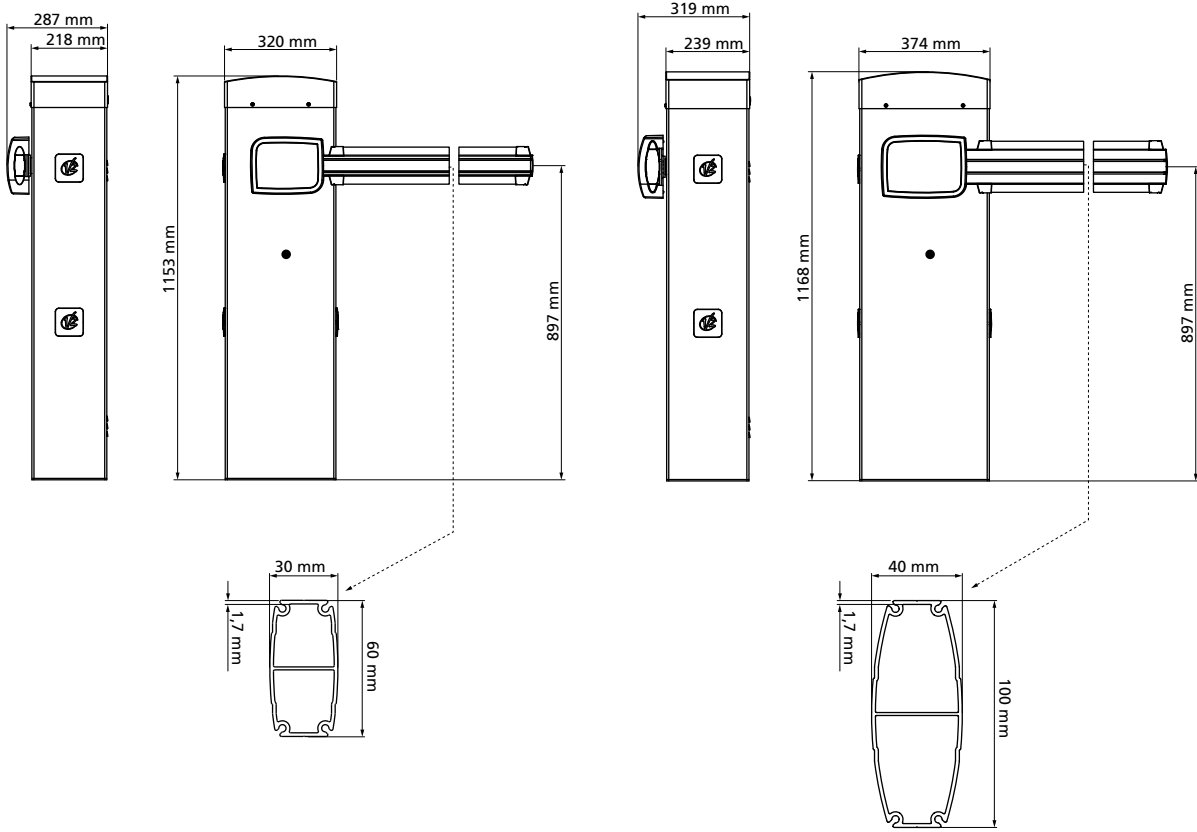


- Accurate and safe operation with encoder
- Obstacle detection
- Self-learning of opening and closing times
- Slow-down in the limit switch area
- Synchronized operation of two motors using the SYNCRO module
- Balancing spring included
- Anodized aluminium boom (accessory)
- Programming achieved using 3 program buttons and display
- Plug-in adaptor for modular radio receiver MR2
- Input for photocells with self-test function
- Input for mechanical safety edges
- Courtesy light output
- ADI connector for connecting optional modules
- Holding magnet output
- Energy Saving function to minimise consumption in stand-by mode
- Programmable acceleration and deceleration
- Operation in case of absence of power using the B-PACK backup battery
- Operation with solar power using the ECO-LOGIC system



## TECHNICAL FEATURES

Description	24V for booms up to 4 m	24V for booms up to 6 m
	<b>MODEL</b>	<b>NIUBA4-24V</b>
<b>CODE</b>	<b>36A022</b>	<b>36A023</b>
Power supply (Vac - Hz)	230 - 50	230 - 50
Motor power supply (Vac - Hz)	24 Vdc	24 Vdc
Maximum electric power (W)	240	300
Opening time (s)	3 ÷ 4	5 ÷ 6
Working temperature (°C)	-20 ÷ +55	-20 ÷ +55
Duty cycle % - (max. cycles/hour)	80 - (200)	80 - (150)
Protection degree (IP)	44	44
Motor weight (Kg)	44	52



## ACCESSORIES FOR 4 m BARRIERS




**163614**  
4.22 m square aluminium boom



**163628**  
4.22 m square aluminium boom with pre-assembled protective rubber



**163617**  
4.22 m round (Ø 60) aluminium boom



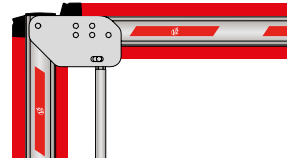
**173630**  
Fixing kit for square boom



**163619**  
Fixing kit for Ø 60 round boom



**173608**  
Anchor plate



**163616**  
Joint for square boom



**163630**  
Cover with integrated flashing light

## ACCESSORIES FOR 6 m BARRIERS



**163613**  
6.28 m square aluminium boom




**163627**  
6.28 m square aluminium boom with pre-assembled protective rubber



**163632**  
6.28 m square aluminium boom divided into 2 sections with connecting elements



**163623**  
6.28 m round (Ø 90) aluminium boom



**173629**  
Fixing kit for square boom



**163610**  
Fixing kit for Ø 90 round boom







**173621**  
Anchor plate



**163631**  
Cover with integrated flashing light




## COMMON ACCESSORIES

			
<b>163629</b> Protective rubber kit (6m x 2)	<b>163650</b> Aluminium shelf (2 m)	<b>163604</b> Movable end support post	<b>163605</b> End support post

		
<b>163622</b> Reflective adhesive strips (24 pieces)	<b>163615</b> Lights kit consisting of 6 modules and wirings	<b>161212</b> ▪ <b>B-PACK</b> Backup battery with built-in charger

		
<b>11B047</b> ▪ <b>MR2</b> 433.92 MHz plug-in receiver module Also available in 868.30 MHz version (code 11B048)	<b>161230</b> ▪ <b>WF01</b> WIFI module for managing via V2 GO	<b>161216</b> ▪ <b>SYNCRO</b> Backup battery with built-in charger

## INDUCTIVE LOOP DETECTORS

		
<b>162241</b> ▪ <b>VEK1</b> Inductive loop detectors (single-channel)	<b>162242</b> ▪ <b>VEK2</b> Inductive loop detectors (two-channel)	<b>CAB106</b> ▪ <b>WIRE9</b> Perimeter wire (9 m)



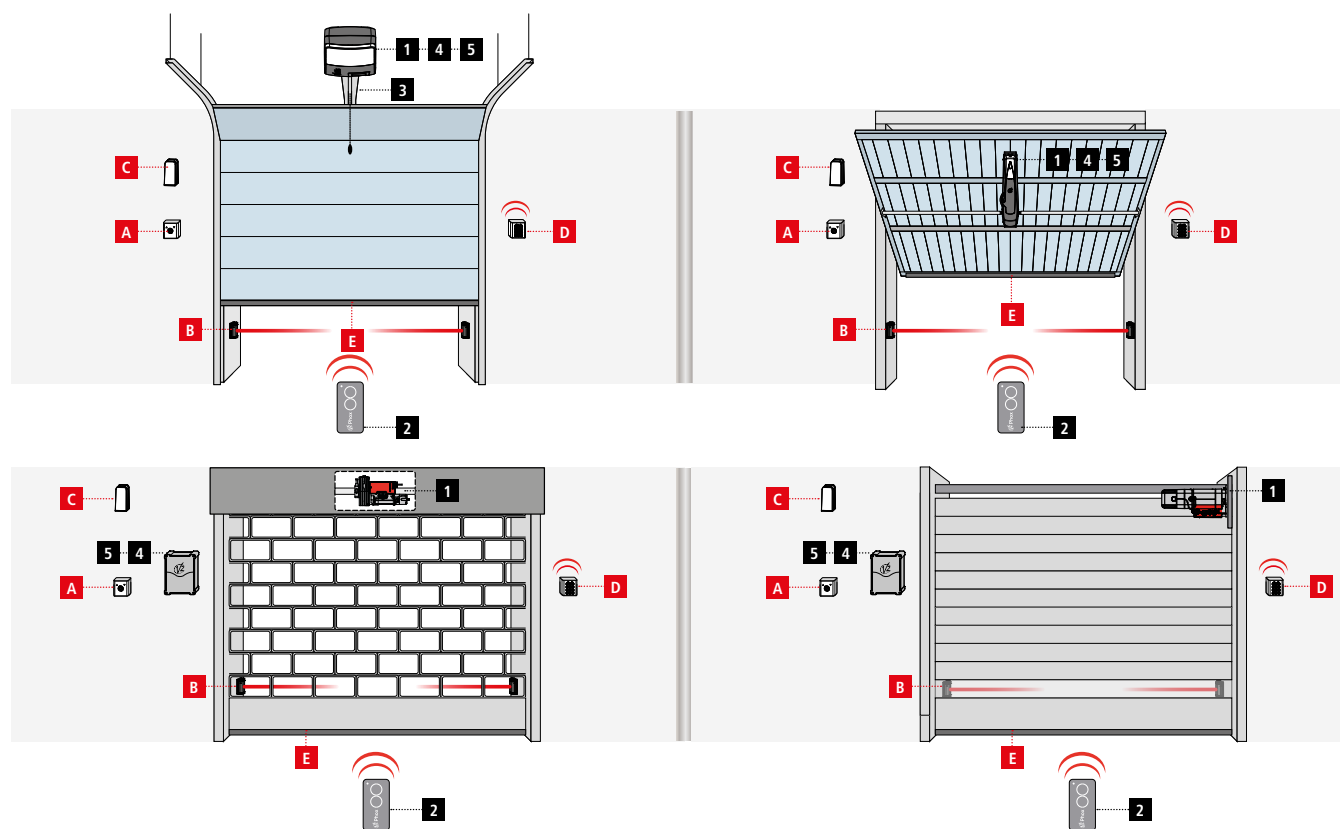
001 VV



# INDEX OF PRODUCTS

Motors for RESIDENTIAL USE _____	ATRIS _____	46
	STERN _____	48
	VEGA _____	50
	AGON _____	52
	ULK _____	54

## EXAMPLE SYSTEM



### COMPONENTS

- 5** Motor
- 2** Transmitter
- 3** Guide (chain / belt)
- 4** Control unit
- 5** Receiving module

### ADDITIONAL ACCESSORIES

- E** Key switch
- B** Photocells
- C** Flashing light
- D** Digital radio switch
- E** Safety edges

### CABLE TO BE USED

LENGTH OF THE CABLE	< 10 metres	from 10 to 20 metres	from 20 to 30 metres
Power supply (230V)	3G x 1.5 mm <sup>2</sup>	3G x 1.5 mm <sup>2</sup>	3G x 2.5 mm <sup>2</sup>
Power supply (400V)	4G x 1.5 mm <sup>2</sup>	4G x 1.5 mm <sup>2</sup>	4G x 2.5 mm <sup>2</sup>
Photocells (TX)	2 x 0.5 mm <sup>2</sup>	2 x 0.5 mm <sup>2</sup>	2 x 0.5 mm <sup>2</sup>
Photocells (RX)	4 x 0.5 mm <sup>2</sup>	4 x 0.5 mm <sup>2</sup>	4 x 0.5 mm <sup>2</sup>
Key switch	2 x 0.5 mm <sup>2</sup>	2 x 0.5 mm <sup>2</sup>	2 x 0.5 mm <sup>2</sup>
Safety edges	2 x 0.5 mm <sup>2</sup>	2 x 0.5 mm <sup>2</sup>	2 x 0.5 mm <sup>2</sup>
Flashing light	2 x 1.5 mm <sup>2</sup>	2 x 1.5 mm <sup>2</sup>	2 x 1.5 mm <sup>2</sup>
Antenna (integrated into the flashing light)	RG174	RG174	RG174

# ATRIS



## 24V electromechanical irreversible actuator

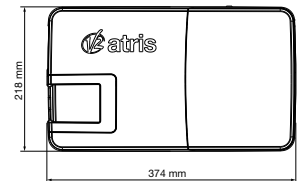
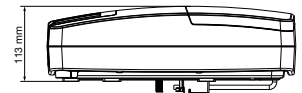
### for sectional and balanced doors up to 15 m<sup>2</sup>

Available in two versions: **700 N** and **1000 N**



- Accurate and safe operation with encoder
- Sound signalling during automatic closing
- Control panel with keypad and LCD display
- Compartment of connections protected by a lid
- Operation in case of absence of power using the B-PACK backup battery
- Operation with solar power using the ECO-LOGIC system
- Programming via 4 buttons and display
- Quick menu for easy programming of the device
- FAST operation mode (ATRIS-1000 version only)
- Plug-in adaptor for modular radio receiver MR2

- Input for photocells or safety edges
- Input for an external start button
- Input for an external stop button
- Output for flashing light 24V with intermittence
- Self-learning of times, slow-downs and forces both in opening and closing phase
- Obstacle detection function



## TECHNICAL FEATURES

Description	24V maximum force <b>700N</b>	24V maximum force <b>1000N</b>
<b>MODEL</b>	<b>ATRIS-700</b>	<b>ATRIS-1000</b>
<b>CODE</b>	<b>25C029</b>	<b>25C030</b>
Power supply (Vac - Hz)	230 - 50	230 - 50
Maximum electric power (W)	330	805 - 820 (FAST)
Consumption in stand-by (W)	< 0,5	< 0,5
Door area (m <sup>2</sup> )	< 10	< 15
Start force (N)	700	1000
Maximum speed (cm/s)	12 (opening) - 14 (closing)	Normal mode: 12 (opening) - 12 (closing) FAST mode: 20 (opening) - 20 (closing)
Working temperature (°C)	-20 ÷ +40	-20 ÷ +40
Duty cycle (%)	30	30
Protection degree (IP)	20	20
Motor weight (Kg)	6	7



## ACCESSORIES



<b>11B047 ▪ MR2</b>	<b>162504</b>	<b>162537</b>
433.92 MHz plug-in receiver. Also available in 868.30 MHz version (code 11B048)	Adaptor bracket for counterweight balanced doors	External release kit with key



<b>161212 ▪ B-PACK</b>
Backup battery with built-in charger

## PRE-ASSEMBLED GUIDE



CODE	TYPE	LENGTH	MAXIMUM DOOR HEIGHT	
			Sectional or spring balanced door	Counterweight balanced door
<b>162560</b>	catena	3,3 m (1 x 3,3 m)	2500 mm	2800 mm
<b>162568</b>	catena	3,3 m (2 x 1,65 m)	2500 mm	2800 mm
<b>162562</b>	catena	3,8 m (1 x 3,8 m)	3000 mm	3300 mm
<b>162571</b>	cinghia	3,3 m (1 x 3,3 m)	2500 mm	2800 mm
<b>162574</b>	cinghia	3,3 m (2 x 1,65 m)	2500 mm	2800 mm
<b>162575</b>	cinghia	3,8 m (1 x 3,8 m)	3000 mm	3300 mm

## ATRIS KIT



Kit MODEL ▼	PHOX2	MR2	Kit CODE ▼
	Kit ATRIS-700-433	■ ■	
Kit ATRIS-700-868	■ ■	■	32B063
Kit ATRIS-1000-433	■ ■	■	32B064
Kit ATRIS-1000-868	■ ■	■	32B065

# STERN

## 24V electromechanical irreversible actuator

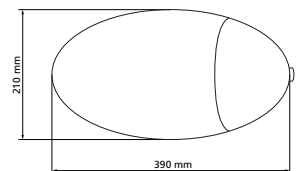
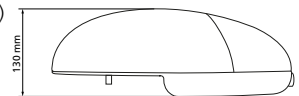
### for sectional and balanced doors up to 16 m<sup>2</sup>

Available in two versions:  
**620 N** and **1000 N**



- Available in kits with guides in single pieces or in 3 pieces of 1 metre each
- All kits are equipped with 2 PHOX2 transmitters
- Possibility to memorize up to 120 different transmitters
- The assembling of the motor group with the guide quickly occurs through 4 screws and in case of problems of encumbrance to the ceiling, the motor is designed to be angled of 90° with respect to the axle of the guide
- Adjustments and programming by trimmer and dip switch
- Flashing light control with integrated intermittent function

- Inputs for wired Start, Stop commands
- Double input for opening and closing safety devices
- Possibility to power 24Vdc accessories
- Input for external antenna that can be used to increase the range of the transmitters
- Slowdown in opening and closing at low speed (customizable through dedicated programming)



## TECHNICAL FEATURES

Description	24V maximum force 620N			24V maximum force 1000N	
	KIT STERN600-G1	KIT STERN600-G2	KIT STERN600-G3	KIT STERN1000-G4	KIT STERN1000-G5
<b>MODEL</b>					
<b>CODE</b>	<b>32B052</b>	<b>32B053</b>	<b>32B054</b>	<b>32B055</b>	<b>32B056</b>
Guide	1 x 3m	3 x 1m	1 x 4m	1 x 3m	1 x 4m
Power supply (Vac - Hz)	230~ - 50/60			230~ - 50/60	
Maximum electric power (W)	200			300	
Door area (m <sup>2</sup> )	Sectional door < 10 Counterweight balanced door < 8,5			Sectional door < 16 Counterweight balanced door < 11	
Maximum door height (m)	2,4	2,4	3,4	2,4	3,4
Start force (N)	620			1000	
Maximum speed (cm/s)	19			19	
Working temperature (°C)	-20 ÷ +55			-20 ÷ +55	
Duty cycle (cycles / hour)	90			90	
Protection degree (IP)	40			40	
Motor weight (Kg)	10			10	

## ACCESSORIES



<b>162547</b>	<b>162548</b>	<b>162549</b>	<b>1725A4</b>
Adaptor bracket for counterweight balanced doors	Additional fixing kit	Extension for trailing arm	External release kit with key

## PRE-ASSEMBLED GUIDE



CODE	TYPE	LENGTH	MAXIMUM DOOR HEIGHT	
			Sectional or spring balanced door	Counterweight balanced door
<b>162542</b>	cinghia	3 m (1 x 3 m)	2400 mm	2700 mm
<b>162543</b>	cinghia	3 m (3 x 1 m)	2400 mm	2700 mm
<b>162544</b>	cinghia	4 m (1 x 4 m)	3400 mm	3700 mm

# VEGA



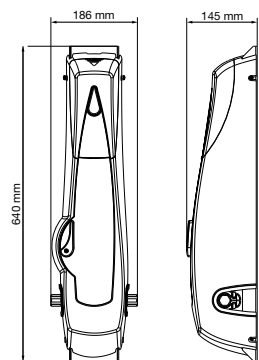
## 230V electromechanical irreversible actuator

for balanced doors  
up to 9 m<sup>2</sup>



- Compact form and strong mechanics to guarantee optimal performance with all types of balanced doors
- Obstacle detection
- Self-learning of opening and closing times
- Built-in courtesy light
- Adjustable cams to be set as a limit switch or slowing down start
- Programming achieved using 3 program buttons and display
- Plug-in adaptor for modular radio receiver MR2
- 1 photocell input with self-test function
- 1 input for mechanical or resistive sensitive safety edges

- Output for 24V flashing light or warning light
- Courtesy light output
- Self-learning opening time and obstacle detection function
- Operational cycle counter, with programmable maintenance reminders
- Slowing down in the limit switch area
- Soft start during the opening phase (programmable time)













### TECHNICAL FEATURES

Description	230V digital control unit	230V without control unit
<b>MODEL</b>	<b>VEGA-C 230V</b>	<b>VEGA-230V</b>
<b>CODE</b>	<b>24A005</b>	<b>24A002</b>
Power supply (Vac - Hz)	230 - 50	230 - 50
Door area (m <sup>2</sup> )	9	14*
Full load current (A)	2,5	2,5
Maximum electric power (W)	575	575
Nominal speed of the motor (Rpm)	1,6	1,6
Capacitor (µF)	8	8
Working temperature (°C)	-20 ÷ +50	-20 ÷ +50
Duty cycle (%)	30	30
Protection degree (IP)	20	20
Motor weight (Kg)	9	9
Maximum accessory load 24V (W)	3	-

\* Installation with 2 motors in combination with VEGA-C 230V

## ACCESSORIES

				
<b>162401</b>	<b>162407</b>	<b>162415</b>	<b>162411</b>	<b>162404</b>
Straight telescopic arm with iron rod	Curved telescopic arm	Pair of curved telescopic arms with iron rod	Pair of transmission shafts with sleeves, 2 m in length	Pair of sleeves
				
<b>162405</b>	<b>162406</b>	<b>162414</b>	<b>162402</b>	<b>162403</b>
Kit for anchoring to the structure	Pair of tube guide brackets with bushes	1.2 m long anchoring backstay	1.8 m long anchoring backstay	External release kit with metal wire



### 11B047 • MR2

433.92 MHz plug-in receiver module  
Also available in 868.30 MHz version  
(code 11B048)

## VEGA KIT



Kit MODEL ▼	VEGA-C 230V	PHOX2	MR2	162415	162411	162402	162405	162406	Kit CODE ▼
Kit VEGA 1	■	■■	■						32C007
Kit VEGA 2				■	■	■	■	■	32C002

# AGON

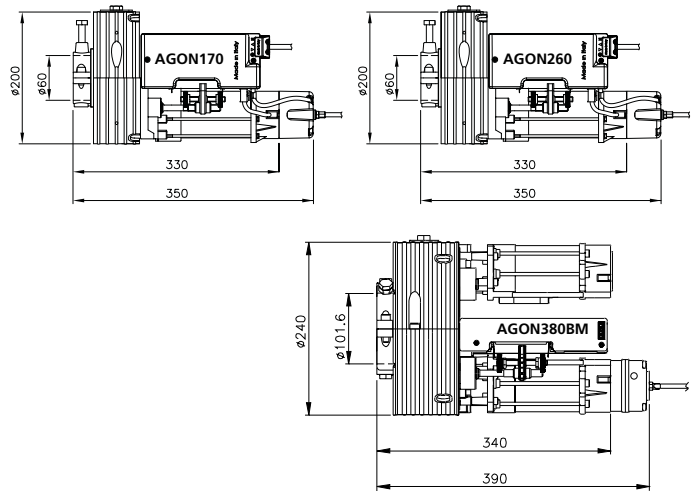
**230V irreversible  
electromechanical  
actuator**

**for shutters weighing  
170 to 380 Kg**

Available in two versions:  
**with or without electro-brake**



- Wires protected by special plastic container
- External limit switch unit easily accessible
- Pre-wired condenser
- Simple, intuitive limit switch adjustment
- Shaft adapter Ø 48 and crown Ø 220 included (170-260 models)
- Shaft adapter Ø 76 included (models 380)



## TECHNICAL FEATURES

Description	170 Kg	170 Kg electro-brake	260 Kg electro-brake	380 Kg electro-brake
<b>MODEL</b>	<b>AGON170</b>	<b>AGON170-FR</b>	<b>AGON260-FR</b>	<b>AGON380-FR</b>
<b>CODE</b>	<b>26A021</b>	<b>26A022</b>	<b>26A024</b>	<b>26B025</b>
Power supply (Vac - Hz)	230 - 50	230 - 50	230 - 50	230 - 50
Absorbed current (A)	2,7	2,7	2,9	5,8
Maximum electric power (W)	630	630	670	1330
Lifting power (Kg)	170	170	260	380
Torque (Nm)	170	170	260	430
Motor crown speed (rpm)	10	10	10	8
Rolling shutter shaft Ø (B) (mm)	60/48	60/48	60/48	101/76
Motor crown Ø (A) (mm)	200/220	200/220	200/220	240
Motor weight (Kg)	7	8	9	18
Working temperature (°C)	-20 ÷ +55	-20 ÷ +55	-20 ÷ +55	-20 ÷ +55
Shutter maximum height (m)	7	7	7	7

## CONTROL UNITS TO BE USED



<b>EASY-TOP</b>	<b>EASY-BASIC</b>
<b>Digital</b> control unit for <b>230V motors</b>	<b>Analogue</b> control unit for <b>230V motors</b>

## ACCESSORIES



<b>162645</b>	<b>162646</b>	<b>162647</b>
Wall-mounted aluminum key selector with electro-brake release	Aluminum key selector with control button and electro-brake release lever	Aluminum key selector with tubular lock, control button and electro-brake release



<b>162633</b>	<b>162634</b>	<b>162635</b>	<b>162636</b>
Electro-brake for AGON170 motors	Electro-brake for AGON260 and AGON380 motors	Ø 33 axle adapter for AGON170 and AGON260 motors	Ø 42 axle adapter for AGON170 and AGON260 motors



<b>162650</b>	<b>162649</b>
Ø 76 axle adapter for AGON380 motors	Ø 90 axle adapter for AGON380 motors

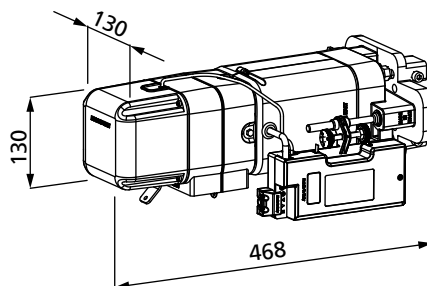
# ULK

## 230V side gear motor

**For shutters without compensating springs up to 600 Kg of weight**



- Wires protected by special plastic container
- External limit switch unit easily accessible
- Simple, intuitive limit switch adjustment
- Practical chain release for manually operating the door in the event of a power failure

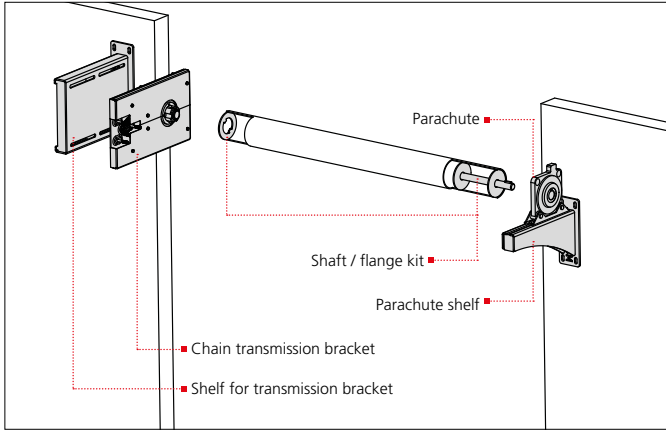


### TECHNICAL FEATURES

Description	230V - 50Hz shutters up to 600 Kg
<b>MODEL</b>	<b>ULK600-50HZ</b>
<b>CODE</b>	<b>26C006</b>
Power supply (Vac - Hz)	230 - 50
Maximum electric power (W)	600
Lifting power (Kg)	600
Torque (Nm)	412
Speed (rpm)	4,6 (162637) / 9,3 (162648)
Limit (min)	6
Thermal time (min)	5
Motor weight (Kg)	13,4
Working temperature (°C)	-20 ÷ +55
Chain type	10A
Max diameter door (m)	0,44
Protection degree (IP)	30



## TYPICAL INSTALLATION



## CONTROL UNITS TO BE USED



### EASY-TOP

**Digital** control unit for 230V motors

### EASY-BASIC

**Analogue** control unit for 230V motors

## ACCESSORIES



**162637**

Chain transmission bracket (4,6 rpm)



**162648**

Chain transmission bracket (9,3 rpm)



**162638**

Shelf for transmission bracket



**162642**

Parachute Ø 40



**162643**

Parachute shelf



**162644**

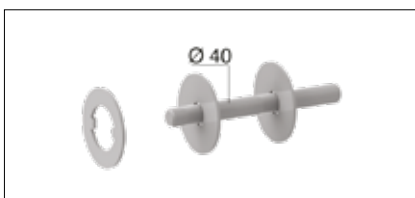
Bearing Ø 40



**162654**

Wall-mounted key selector (plastic container)

## MOUNTING ACCESSORIES FOR THE TRANSMISSION BRACKET


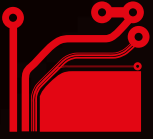


### SHAFT / FLANGE KIT EUROPEAN MEASURES IN mm

CODE	TYPE
<b>162639</b>	Ø 101.1 x 2
<b>162640</b>	Ø 133 x 4
<b>162641</b>	Ø 159 x 4.5

### SHAFT / FLANGE KIT ENGLISH MEASURES (inches)

CODE	TYPE
<b>162651</b>	Ø 4 inch
<b>162652</b>	Ø 5 inch
<b>162653</b>	Ø 6 inch





# INDEX OF PRODUCTS

<b>Control units for SWING and SLIDING gates</b>	<b>CITY1-EVO</b>	<b>58</b>
	<b>CITY2+</b>	<b>59</b>
	<b>CITY4-EVO</b>	<b>60</b>
	<b>FLEXY2</b>	<b>61</b>
<b>Control units for TRAFFIC LIGHTS</b>	<b>CITY5</b>	<b>62</b>
<b>Control units for ROLLING SHUTTERS</b>	<b>EASY-TOP</b>	<b>63</b>
	<b>EASY-LUX</b>	<b>64</b>
	<b>EASY-BASIC</b>	<b>65</b>
	<b>EASY1</b>	<b>65</b>
	<b>EASY2</b>	<b>66</b>
<b>Control units for INDUSTRIAL doors</b>	<b>HEAVY1</b>	<b>67</b>

# CITY1-EVO



## Control unit

for swing and sliding gates

### 230V digital



- Programming achieved using 3 program buttons and display
- Power supply for 2 single-phase 230V motors
- Allows control of the motors equipped with an ENCODER
- USB plug to connect the control unit to a PC and manage control unit programming, firmware updates and diagnostics via software
- Connector for LOW ENERGY module that enables achieving important energy savings (<0.5 W)
- Plug-in adaptor for modular radio receiver MR2
- Start, pedestrian start and stop controls from transmitter
- Safety device test before any opening
- 230V flashing light output (use flashing lights with intermittence)
- Self-learning operating time function
- Obstacle detection function
- Operational cycle counter, with programmable maintenance reminders
- Soft start in fase di apertura e rallentamento in fase di chiusura (tempo programmabile)
- Monitoring of input status using the display
- Also available in CITY1-EVO-PB version, housed in an industrial box, equipped with safety disconnecting switch

## ACCESSORIES

	<b>11B047 ▪ MR2</b> 433.92 MHz plug-in receiver module. Also available in 868.30 MHz version (code 11B048)
	<b>161230 ▪ WF01</b> WiFi module for managing via V2 GO
	<b>161217 ▪ LUX2+</b> ADI module for the management of lights, traffic light or electro-brake
	<b>161218</b> LOW ENERGY module for saving electricity

## TECHNICAL FEATURES

Description	230V for 230V motors	230V for 230V motors (industrial box)
<b>MODEL</b>	<b>CITY1-EVO</b>	<b>CITY1-EVO-PB</b>
<b>CODE</b>	<b>12G041</b>	<b>12G048</b>
Power supply (Vac - Hz)	230 - 50	230 - 50
Maximum motor load (W)	2 x 700	2 x 700
Maximum 24V accessories load (W)	10	10
Working temperature (°C)	-20 ÷ +60	-20 ÷ +60
Dimensions (mm)	295 x 230 x 100	400 x 300 x 165
Weight (g)	1600	4000
Protection degree (IP)	55	55

# CITY2+



## Control unit

for swing and sliding gates equipped with 2 x 24V motors

### 230V digital



- Programming achieved using 3 program buttons and display
- Plug-in adaptor for modular radio receiver MR2
- Start, pedestrian start and stop controls from transmitter
- Auxiliary channel management from transmitter
- Emergency pack battery input
- Encoder input
- Low voltage output for warning light or 24V flashing light
- Safety device test before any opening
- Amperometric sensor obstacle detection function with programmable threshold
- Operational cycle counter, with programmable maintenance reminders
- Leaf slow-down function in limit switch area to prevent noisy closures and rebounds
- Monitoring of input status using the display
- Energy Saving function to minimise consumption in standby mode
- Also available as CITY2+BC version configured to work with the ECO-LOGIC system (this version has no transformer or power supply card)

## ACCESSORIES



### 11B047 ▪ MR2

433.92 MHz plug-in receiver module. Also available in 868.30 MHz version (code 11B048)



### 161230 ▪ WF01

WIFI module for managing via V2 GO



### 161217 ▪ LUX2+

ADI module for the management of lights, traffic light or electro-brake



### 161212 ▪ B-PACK

Backup battery with built-in charger

## TECHNICAL FEATURES

Description	230V for 24V motors (2 x 150W)	24Vdc for 24V motors (2 x 150W)
<b>MODEL</b>	<b>CITY2+</b>	<b>CITY2+BC</b>
<b>CODE</b>	<b>12A042</b>	<b>12A030</b>
Power supply (Vac - Hz)	230 - 50	24 Vdc
Maximum total load (W)	250	250
Maximum load for each motor (W)	150	150
Maximum 24V accessories load (W)	7	7
Working temperature (°C)	-20 ÷ +60	-20 ÷ +60
Dimensions (mm)	295 x 230 x 100	295 x 230 x 100
Weight (g)	3000	1000
Protection degree (IP)	55	55

# CITY4-EVO



## Control unit

for swing gates (single leaf) and sliding gates

### 230V digital



- Programming achieved using 3 program buttons and display
- 230V power supply for 1 single-phase motor
- Allows control of the motors equipped with an ENCODER
- USB plug to connect the control unit to a PC and manage control unit programming, firmware updates and diagnostics via software
- Connector for LOW ENERGY module that enables achieving important energy savings (<0.5 W)
- Plug-in adaptor for modular radio receiver MR2
- Start, pedestrian start and stop controls from transmitter
- Auxiliary channel management from transmitter
- 230V flashing light output (use flashing lights with intermittence)
- Safety device test before any opening
- Self-learning operating time function
- Obstacle detection function
- Operational cycle counter, with programmable maintenance reminder
- Leaf slow-down function in limit switch area to prevent noisy closures and rebounds
- Slow start function during opening (programmable time)
- Monitoring of input status using the display

## ACCESSORIES

	<b>11B047 ▪ MR2</b> 433.92 MHz plug-in receiver module. Also available in 868.30 MHz version (code 11B048)
	<b>161230 ▪ WF01</b> WiFi module for managing via V2 GO
	<b>161217 ▪ LUX2+</b> ADI module for the management of lights, traffic light or electro-brake
	<b>161218</b> LOW ENERGY module for saving electricity

## TECHNICAL FEATURES

Description	<b>230V</b> for 1 <b>230V</b> motor
<b>MODEL</b>	<b>CITY4-EVO</b>
<b>CODE</b>	<b>12G044</b>
Power supply (Vac - Hz)	230 - 50
Maximum motor load (W)	700
Maximum 24V accessories load (W)	10
Working temperature (°C)	-20 ÷ +60
Dimensions (mm)	295 x 230 x 100
Weight (g)	1600
Protection degree (IP)	55

# CITY5

## Control unit

for controlling a traffic light installed near an alternate-way traffic passageway

### 230V digital



- Programming achieved using 3 program buttons and display
- Management of 2 traffic light units
- Mains-independent lamps power supply
- Plug-in adaptor for modular radio receiver MR2
- 2 push-button inputs: entry, exit
- 1 control device input code
- 2 vehicle presence detection inputs (N.O. or N.C.)
- 1 emergency input, to guarantee green on exit
- Independent input and output control from transmitter
- 2 control outputs for the gate control unit (N.O. or N.C.) opening and closing
- 2 x 24V ac/dc outputs for supplying accessories
- On-card traffic-light status LEDs
- Vehicle transit counter, with restricted access upon reaching parking capacity
- Programming right-of-way criteria in both directions
- Monitoring of input status using the display

## ACCESSORIES



### 11B047 • MR2

433.92 MHz plug-in receiver module  
Also available in 868.30 MHz version  
(code 11B048)

## TECHNICAL FEATURES

Description	<b>230V</b> for traffic light
<b>MODEL</b>	<b>CITY5</b>
<b>CODE</b>	<b>12G014</b>
Power supply (Vac - Hz)	230 - 50
Power supply for the lamps of the light (Vac)	Direct or alternate current, max 250V
Maximum charge of the lamps of the light (A)	5
Maximum 24V accessories load (W)	3
Working temperature (°C)	-20 ÷ +60
Dimensions (mm)	195 x 145 x 80
Weight (g)	800
Protection degree (IP)	55

# FLEXY2



## Control unit

for swing and sliding gates

**230V analogue**  
with **built-in receiver**  
**(433.92 MHz)**



- Adjustment and programming by trimmer and dip-switch
- 230V power supply for 2 single-phase motors
- Built-in receiver (433,92 MHz)
- Possibility to store up to 240 Personal Pass transmitter
- RJ45 connector to connect the control unit to the programmer PROG2 via standard network cable (UTP)
- Start, pedestrian start and stop controls from transmitter
- Open/close limit switch inputs
- 230V flashing light output (use flashing lights with intermittence)
- Courtesy light output (also controllable by transmitter)
- Safety device test before any opening
- Leaf slow-down function in limit switch area to prevent noisy closures and rebounds
- Monitoring of input status shown by LEDs

## TECHNICAL FEATURES

Description	230V for 230V motors
<b>MODEL</b>	<b>FLEXY2</b>
<b>CODE</b>	<b>12G035</b>
Power supply (Vac - Hz)	230 - 50
Maximum motor load (W)	700
Maximum 24V accessories load (W)	3
Working temperature (°C)	-20 ÷ +60
Dimensions (mm)	170 x 185 x 70
Weight (g)	800
Protection degree (IP)	55



# EASY-TOP



## Control unit

for rolling shutters

### 230V digital



- Programming achieved using program buttons and display
- 230V power supply for 1 single-phase motor
- Plug-in adaptor for modular radio receiver MR2
- Up, stop, down inputs
- Up, stop, down and courtesy light controls from transmitter
- 1 photocell input with self-test function
- 1 mechanical, resistive or optical-type safety edge input with self-test function
- 1 emergency (fire alarm / alarm) input
- 24V accessory power supply output
- 230V flashing light/courtesy light output
- Optical-type safety edge power adjustment output
- Plug-in terminal boards
- Monitoring of input status shown by display
- Option to install the cover with keypad (code 171224), making it possible to control the control unit directly, when used in combination with module 171226

## ACCESSORIES



### 11B047 ▪ MR2

433.92 MHz plug-in receiver module  
Also available in 868.30 MHz version  
(code 11B048)



### 35B025 ▪ WES-EASY

Optional card for radio control of  
safety devices using WES sensors



### 171224 ▪ EASY-PULSE

3 push-button casing



### 171226 ▪ EASY-PULSE

Push-button adapter

## TECHNICAL FEATURES

Description	230V for 1 230V motor
<b>MODEL</b>	<b>EASY-TOP</b>
<b>CODE</b>	<b>12C045</b>
Power supply (Vac - Hz)	230 - 50
Maximum motor load (W)	1100
Maximum 24V accessories load (W)	3
Working temperature (°C)	-20 ÷ +60
Dimensions (mm)	170 x 185 x 70
Weight (g)	800
Protection degree (IP)	55

# EASY-LUX



## Control unit

for rolling shutters

**230V digital**  
with **LED courtesy light**  
and **keypad**



- Programming achieved using program buttons and display
- 230V power supply for 1 single-phase motor
- LED courtesy light integrated into the container
- Control keypad located on the cover
- Plug-in adaptor for modular radio receiver MR2
- Up, stop, down inputs
- Up, stop, down and courtesy light controls from transmitter
- 1 photocell input with self-test function
- 1 mechanical, resistive or optical-type safety edge input with self-test function
- 1 emergency (fire alarm / alarm) input
- 24V accessory power supply output
- 230V flashing light/courtesy light output
- Optical-type safety edge power adjustment output
- Plug-in terminal boards
- Monitoring of input status shown by display

### ACCESSORIES



**11B047 ▪ MR2**

433.92 MHz plug-in receiver module  
Also available in 868.30 MHz version  
(code 11B048)



**35B025 ▪ WES-EASY**

Optional card for radio control of  
safety devices using WES sensors



### TECHNICAL FEATURES

Description	230V for 1 230V motor
<b>MODEL</b>	<b>EASY-LUX</b>
<b>CODE</b>	<b>12C049</b>
Power supply (Vac - Hz)	230 - 50
Maximum motor load (W)	1100
Maximum 24V accessories load (W)	3
Working temperature (°C)	-20 ÷ +60
Dimensions (mm)	170 x 185 x 70
Weight (g)	800
Protection degree (IP)	55

# EASY-BASIC



## Control unit

for rolling shutters

**230V analogue**  
with **built-in receiver**  
**(433.92 MHz)**



- Adjustment and programming by trimmer and dip-switch
- 230V power supply for 1 single-phase motor
- Built-in radio receiver (433,92 MHz)
- Operation with Personal Pass or Royal series transmitters
- Possibility of storing up to 30 different codes (Personal Pass)
- Start, stop / safety edge inputs
- 1 input for photocells
- Start and courtesy light from transmitter
- 230V output for flashing light or courtesy light
- Monitoring of input status shown by LEDs

# EASY1



## Control unit

for rolling shutters  
and screens

**230V analogue**  
with **built-in receiver**  
**(433.92 MHz)**



- 230V power supply for 1 single-phase motor
- Maximum available power for 1 motor: 700W
- Built-in radio receiver capable of memorising 32 Personal Pass transmitters
- Separated start inputs to control the UP/DOWN function by two push-buttons
- Possibility to control the rolling shutter with one single push-button configuring the STEP BY STEP logic
- Operating with one or two push-buttons also from transmitter

## TECHNICAL FEATURES

Description	230V for 1 230V motor	230V for 1 230V motor
<b>MODEL</b>	<b>EASY-BASIC</b>	<b>EASY1</b>
<b>CODE</b>	<b>12C044</b>	<b>12C029</b>
Power supply (Vac - Hz)	230 - 50	230 - 50
Maximum motor load (W)	1100	700
Maximum 24V accessories load (W)	3	-
Working temperature (°C)	-20 ÷ +60	-20 ÷ +60
Dimensions (mm)	170 x 185 x 70	41 x 127 x 24
Weight (g)	800	100
Protection degree (IP)	55	55

# EASY2



## Control unit

for rolling shutters

**230V analogue**  
with **courtesy light**  
and **automatic closure**



- Adjustment and programming by trimmer and dip-switch
- 230V power supply for 1 single-phase motor
- Plug-in adaptor for modular radio receiver MR2
- Up, stop, down inputs
- Up, stop, down and courtesy light controls from transmitter
- 1 photocell input with self-test function
- 1 mechanical, resistive or optical-type safety edge input with self-test function
- 230V flashing light output (use flashing lights with intermittence)
- Courtesy light output (also controllable by transmitter)
- Safety device test before any opening
- Monitoring of input status shown by LEDs

### ACCESSORIES



**11B047 ▪ MR2**

433.92 MHz plug-in receiver module  
Also available in 868.30 MHz version  
(code 11B048)

## TECHNICAL FEATURES

Description	230V for 1 230V motor
<b>MODEL</b>	<b>EASY2</b>
<b>CODE</b>	<b>12C030</b>
Power supply (Vac - Hz)	230 - 50
Maximum motor load (W)	700
Maximum 24V accessories load (W)	3
Working temperature (°C)	-20 ÷ +60
Dimensions (mm)	170 x 185 x 70
Weight (g)	800
Protection degree (IP)	55

# HEAVY1



## Control unit

for **230V** three-phase motors

**230V digital** with **INVERTER**



**HEAVY1-PB**

- Programming achieved using 3 program buttons and display
- Multilingual programming menu through 122x32 pixel graphic display
- Power supply for 1x230V three-phase motor (delta connection)
- Plug-in adaptor for modular radio receiver MR2
- Input for connection of an encoder
- Start control, pedal start, stop by transmitter
- Three relay outputs programmable as lights, electrolock, warning light, electrobrake or functioning test 12Vdc
- 230V flashing light output (use intermittent flashing light)
- Test of safety devices before each opening
- Precise adjustment of strength and speed during regular stroke and during slowdowns
- Self-learning function of the stroke
- Obstacle detection function through amperometric sensor
- Operational cycle counter with programmable maintenance reminder
- Monitoring of input status using the display
- Available in version with only board or housed in a container (made of plastic or metal) with safety disconnecting switch and OPEN, CLOSE and EMERGENCY STOP buttons

### ACCESSORIES



**11B047 ▪ MR2**

433.92 MHz plug-in receiver module. Also available in 868.30 MHz version (code 11B048)



**161230 ▪ WF01**

WIFI module for managing via V2 GO



**161217 ▪ LUX2+**

ADI module for the management of lights, traffic light or electro-brake



**161216 ▪ SYNCR0**

ADI modules for synchronized operation of two control units

## TECHNICAL FEATURES

Description	230V with INVERTER electronic board only	230V with INVERTER plastic box
<b>MODEL</b>	<b>HEAVY1</b>	<b>HEAVY1-PB</b>
<b>CODE</b>	<b>12B052</b>	<b>12B055</b>
Power supply (Vac - Hz)	230 - 50	230 - 50
Motor drive frequency (Hz)	5 ÷ 99	5 ÷ 99
Maximum motor load (W)	1500	1500
Maximum 24V accessories load (W)	20	20
Working temperature (°C)	-20 ÷ +60	-20 ÷ +60
Dimensions (mm)	200 x 172 x 80	400 x 300 x 165
Weight (g)	1800	4500
Protection degree (IP)	-	56



 xerox



# INDEX OF PRODUCTS

<b>Transmitters</b> _____	<b>PHOX</b> _____	<b>70</b>
	<b>KEHO</b> _____	<b>71</b>
	<b>PMR</b> _____	<b>71</b>
	<b>MATCH</b> _____	<b>72</b>
<b>Receivers</b> _____	<b>WALLY</b> _____	<b>73</b>
	<b>MR2</b> _____	<b>73</b>
	<b>WALLY2-230V</b> _____	<b>74</b>
	<b>RXP4</b> _____	<b>74</b>
<b>Miniaturized control modules</b> _____	<b>DEV</b> _____	<b>75</b>
	<b>WF01</b> _____	<b>75</b>
<b>Programming devices and software</b> _____	<b>PROG2</b> _____	<b>76</b>
	<b>FLASH-PROG</b> _____	<b>76</b>
	<b>WINPPCLNET</b> _____	<b>77</b>

# PHOX

## Personal Pass transmitter

433.92 - 868.30 MHz  
rolling code



433,92 MHz

868,30 MHz

- Rolling code transmission
- 433.92 MHz and 868.30 MHz version
- 2-button and 4-button version, programmable or factory set
- Possibility to obtain up to 14 channels by combining the pressure of multiple buttons
- Programming via radio through Flash-prog and WINPPCLNET without having to remove the transmitter from the single box
- Possibility of programming - using WINPPCLNET - spare transmitters able to replace transmitters previously stored on the system
- Available in multi-colour packs: 10 transmitters in 5 different colours (2 transmitters per colour)

### TECHNICAL FEATURES

MODEL	PHOX2-433	PHOX2P-433	PHOX4-433	PHOX4P-433	PHOX2-868	PHOX2P-868	PHOX4-868	PHOX4P-868
CODE	10V001	10V002	10V003	10V004	10V005	10V006	10V007	10V008
Frequency (MHz)	433,92	433,92	433,92	433,92	868,30	868,30	868,30	868,30
Buttons	2	2	4	4	2	2	4	4
Factory set	•		•		•		•	
To serialize		•		•		•		•
Range in open field (m)	350				250			
Power supply (battery type)	Lithium 3V (CR2032)							
Max. absorption (mA)	< 10							
Dimensions (mm)	32,4 x 63,2 x 9,8							

### MULTI-COLOUR PACK



MODEL	PHOX2-433	PHOX2P-433	PHOX4-433	PHOX4P-433	PHOX2-868	PHOX2P-868	PHOX4-868	PHOX4P-868
CODE	10V501	10V502	10V503	10V504	10V505	10V506	10V507	10V508



# KEHO

## Personal Pass transmitter

433.92 MHz  
rolling code



- Rolling code transmission
- Possibility to obtain up to 14 channels by combining the pressure of multiple buttons
- Programming via radio through Flash-prog and WINPPCLNET without having to remove the transmitter from the single box
- Possibility of programming - using WINPPCLNET - spare transmitters able to replace transmitters previously stored on the system

### TECHNICAL FEATURES

MODEL	KEHO4-433	KEHO4P-433
CODE	10R101	10R102
Frequency (MHz)	433,92	433,92
Factory set	•	
To serialize		•
Range in open field (m)	300	
Power supply (battery type)	Lithium 3V (CR2032)	
Max. absorption (mA)	< 10	
Dimensions (mm)	38 x 73 x 10	

# PMR

## Wall-mounted Personal Pass transmitter

433.92 MHz  
rolling code



- Rolling code transmission
- Working range of up to 20 m in closed environments, passing through even 2 main walls, and 200 m in the open

### TECHNICAL FEATURES

MODEL	PMR4
CODE	10K004
Frequency (MHz)	433,92
Buttons	4
Range in open field (m)	200
Power supply (battery type)	Lithium 3V (CR2032)
Max. absorption (mA)	10
Dimensions (mm)	70 x 70 x 17

# MATCH

## Royal transmitter and copier for fixed codes

433.92 MHz  
Royal / 53200



- Ideal to copy all the fixed code transmitters transmitting at 433.92MHz
- Quick, easy programming
- Each button operates independently, so a single MATCH transmitter can store the code of four different transmitters
- Every button is already configured with a ROYAL type code at 20 bit; therefore, MATCH can be used immediately like a regular transmitter
- Possibility to configure the transmission code as 53200 at 12 bit

### TECHNICAL FEATURES

MODEL	MATCH-W
CODE	10R005
Frequency (MHz)	433,92
Range in open field (m)	300
Power supply (battery type)	Lithium 3V (CR2032)
Max. absorption (mA)	< 8
Dimensions (mm)	38 x 73 x 10

# WALLY

## 12/24V outdoor receiver

433.92 - 868.30 MHz  
Personal Pass / Royal



- Operates with Royal or Personal Pass series transmitters
- Monostable, bistable or timer operating logic
- Possibility to store up to 1008 different codes
- Memory full warning
- Self-learning of transmitters managed by radio
- Management of the replacement transmitter
- It is possible to enable or disable the ROLLING CODE mode
- Basic programming using button P1 or advanced programming using the PROG2 programming device and WINPPCLNET software
- Plug-in terminal board

### TECHNICAL FEATURES

MODEL	WALLY1-U-433	WALLY2-U-433	WALLY4-U-433	WALLY2-U-868
CODE	11G050	11G051	11G052	11G054
Frequency (MHz)	433,92	433,92	433,92	868,30
Channels	1	2	4	2
Power supply	12 - 24 Vac / 12 - 36 Vdc			
Absorption in stand-by (mA)	16 @ 24 Vdc			
Relay contacts (A)	1 @ 30 Vdc			
Sensibility	≥ -103 dBm			
S/N	> 17dB @ 100dBm m=100%			
Working temperature (°C)	-20 ÷ +60°C			
Protection degree (IP)	55			
Dimensions (mm)	132 x 26 x 74			

# MR2

## Plug-in receiver module for V2 control units

433.92 - 868.30 MHz  
Personal Pass / Royal



- Operates with Royal or Personal Pass series transmitters
- 4 programmable channels with monostable, bistable or timer operating logics
- Possibility to store up to 1008 different codes
- Memory full warning
- Self-learning of transmitters managed by radio
- Management of the replacement transmitter
- It is possible to enable or disable the ROLLING CODE mode
- Basic programming using button P1 or advanced programming using the PROG2 programming device and WINPPCLNET software

### TECHNICAL FEATURES

MODELLO	MR2-U-433	MR2-U-868
CODICE	11B047	11B048
Frequenza (MHz)	433,92	868,30
Sensibilità	≥ -103 dBm	
S/N	> 17dB @ 100dBm m=100%	
Temperatura di esercizio (°C)	-20 ÷ +60°C	
Dimensioni (mm)	52 x 35 x 15	

# WALLY2-230V

## 230V outdoor receiver

433.92 MHz  
Personal Pass / Royal



- Operates with Royal or Personal Pass series transmitters
- 2 programmable channels with monostable, bistable or timer operating logics
- Power relay for loads up to 1500W
- Possibility to store up to 240 different codes
- Memory full warning
- Self-learning of transmitters managed by radio
- Management of the replacement transmitter
- It is possible to enable or disable the ROLLING CODE mode
- Basic programming using button P1 or advanced programming using the PROG2 programming device and WINPPCLNET software

### TECHNICAL FEATURES

MODEL	WALLY2-230V
CODE	11D012
Frequency (MHz)	433,92
Power supply (V - Hz)	230 - 50
Absorption in stand-by (mA)	20
Relay contacts (A)	10 (@ 250Vac)
Sensibility	≥ -103 dBm
S/N	> 17dB @ 100dBm m=100%
Working temperature (°C)	-20 ÷ +60
Protection degree (IP)	55
Dimensions (mm)	113 x 113 x 57

# RXP4

## 24V outdoor receiver with display

433.92 - 868.30 MHz  
Personal Pass / Royal



- Programming achieved using 3 program buttons and display
- Operates with Royal or Personal Pass series transmitters
- 4 programmable channels with monostable, bistable or timer operating logics
- Relay outputs 2 - 3 - 4 with N.O. or N.C. contact that can be selected using the jumpers
- Possibility to store up to 1008 different codes
- Memory full warning
- Self-learning of transmitters managed by radio
- Management of the replacement transmitter
- It is possible to enable or disable the ROLLING CODE mode
- Saving data on MR2 removable receiver module
- Data management via PROG2 and WINPPCLNET by inserting the removable module MR2 into connector TX of PROG2


### TECHNICAL FEATURES

MODEL	RXP4-433	RXP4-868
CODE	11D017	11D018
Frequency (MHz)	433,92	868,30
Power supply	12-24 Vac/dc / 12-36 Vdc	
Absorption in stand-by (mA)	16 @ 24 Vdc	
Relay contacts (A)	relè 1 = 5A - 230Vac / relè 2 = 1A - 30Vdc relè 3 = 1A - 30Vdc / relè 4 = 1A - 30Vdc	
Sensibility	≥ -103 dBm	
S/N	> 17dB @ 100dBm m=100%	
Working temperature (°C)	-20 ÷ +60	
Protection degree (IP)	55	
Dimensions (mm)	170 x 185 x 70	

# DEV

## Miniaturized receiver

433.92 - 868.30 MHz  
Personal Pass



**DEV-R1:** Miniaturized receiver to control a single phase asynchronous motor

**DEV-R2:** Miniaturized receiver to control a load up to 500W

- Power supply with extended range
- Very low power consumption in stand-by
- 433.92 MHz and 868.30 MHz version

- Compatible with Personal Pass transmitters
- Possibility to store up to 30 different codes
- Two wired inputs: up and down
- Integrated button for programming operations
- Sequential storage of transmitters
- Self-learning of transmitters managed by radio

## TECHNICAL FEATURES

MODEL	DEV-R1-433	DEV-R1-868	DEV-R2-433	DEV-R2-868
CODE	12E105	12E106	11D021	11D022
Power supply (Vac - Hz)	85 ÷ 260 - 50/60	85 ÷ 260 - 50/60	85 ÷ 260 - 50/60	85 ÷ 260 - 50/60
Frequency (MHz)	433,92	868,30	433,92	868,30
Absorption in stand-by (mA)	0,25	0,25	0,25	0,25
Working temperature (°C)	-20 ÷ +60	-20 ÷ +60	-20 ÷ +60	-20 ÷ +60
Maximum operating time (s)	120	120	-	-
Dimensions (mm)	20 x 34 x 41	20 x 34 x 41	20 x 34 x 41	20 x 34 x 41

# WF01

## WIFI module for managing via V2 GO

The WF01 accessory is a device that, through WiFi communication, allows the movement and status of V2 automations equipped with ADI connector and compatible with the operation of this product to be controlled.



MODELLO	WF01
CODICE	161230

# PROG2

## Portable programming device

- Programming with random codes of blank transmitters
- Connector for memory modules and receivers of the series WALLY/MR2 to view, change, delete (partially or fully) the stored codes
- USB connector for PC connection and installation data management by means of the WINPPCLNET software



MODEL	PROG2-USB 433	PROG2-USB 868
CODE	161006	161007
Frequency (MHz)	433,92	868,30

# FLASH-PROG

## Quick programmer for PHOX transmitters

- Programming via radio of PHOX transmitters by simply placing the remote control on the programmer and proceeding with programming with Winppcl
- Dual frequency: enables programming 433.92 MHz and 868.30 MHz transmitters
- Direct connection to a PC via USB port
- Possibility to manage programming also via PROG2



MODEL	FLASH-PROG
CODE	161009

# WINPPCLNET

## Administration software

WINPPCLNET software is a program allowing the storage, consultation and updating of all the data and all the settings of the systems by using a Data Base.

WINPPCLNET can be used both by itself and also when connected to the PROG2 portable programming device. In the former case, it is only possible to work with the Data Base, while in the latter case, all the V2 device read/write operations can be performed.

In order to be able to use WINPPCLNET, it is necessary to obtain a contract activation code from V2 which will allow the devices to be customized with their own client codes.

It allows the installers to optimise their time by programming all the V2 TRANSMITTERS AND ACCESSORIES directly in their own workshop.

The configuration settings are then simply transferred to the receivers or the memory devices using the PROG2 device and installed on the system on site.

It allows rapid activation of a new user thanks to the option to automatically generate a series of random codes and then downloading them onto the receiver.

To activate a new user, simply program a blank transmitter with one of the codes already present in the memory.

WINPPCLNET also automatically checks the random codes generated in order to prevent preexisting codes from being created.

It allows printing and exporting of all information regarding users, transmitters, receivers and installations.

It allows tracing a transmitter within the database by displaying the receivers in which it is present.

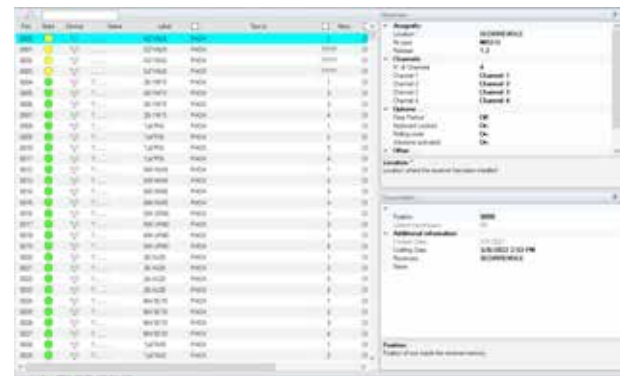
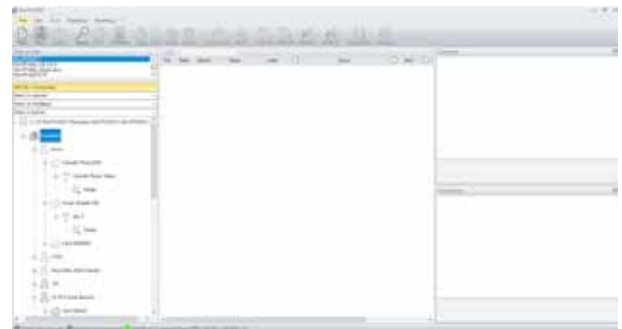
It allows the generation of transmitters, capable of substituting a transmitter previously memorised in a WALLY/MR2 series receiver, via radio.

It represents the platform for any future development of software and V2 applications.

Ability to convert databases from old WINPPCLNET versions very quickly thanks to the dedicated Net Converter application.

It guarantees full compatibility with the functions and management of the previous WINPPCLNET versions allowing the continuity of management of existing systems.

Available in versions for S.O. 32-bit and 64-bit, compatible with Windows 7, 8, Vista, 10 (NET.FRAMEWORK 4.7.2 or above)



<b>MODEL</b>	<b>WINPPCLNETNET</b>
<b>CODE</b>	<b>21A001</b>



2

3

A

5

6

B

8

9

C

0

$\frac{1}{2}$





# INDEX OF PRODUCTS

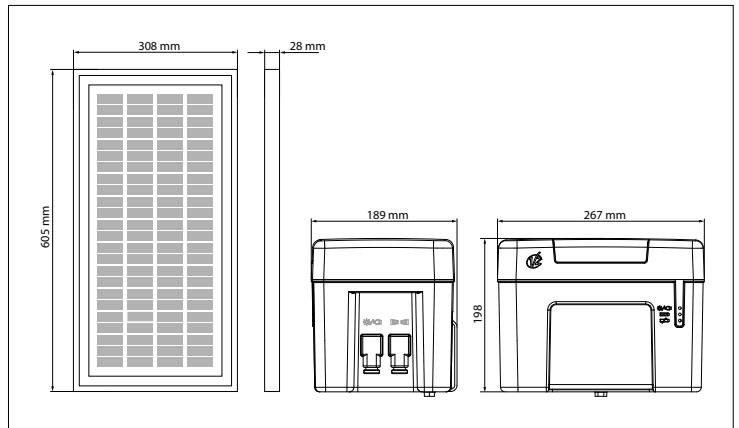
Solar energy systems	ECO-LOGIC	80
Access devices	SIRMO	81
	CLICK30	81
	KIBO	82
	PROKSIMA	83
Decoder	DEC4-PLUS	83
Photocells	SENSIVA	84
	SENSIVA-XS	84
	SENSIVA-180	84
	SENSIVA-PLUS	85
	SHIELD-180	85
	SENSIVA-WL	86
	FOT180BAT	86
Pillars	TOWER	87
Flashing lights	LUMOS	87
	BLINKO	87
	ML6	88
	FZA	88
Antenna	ANS433	88
Radio control system for safety edges	WES	89
Inductive loop detectors	VEK	89
Safety edges	TOUCH-CMM	90
	TOUCH-R	90
	FEEL	91

# ECO-LOGIC

## Solar energy kit



- ECO-LOGIC is the new V2 system to power the 24V automations with just solar energy
- This system allows the automation of installations, very far from the mains, without excavation works
- The panel converts the solar light into electric energy, stored in the battery box
- The battery box provides full autonomy to V2 24V systems, day and night and even after long periods of bad weather
- In the event of batteries being fully discharged, a quick charge is available via the additional 230V power adaptor
- Possibility to install an additional panel for intensive use or installed in the shade automations
- Three led on the front of the unit indicate the charge level of the batteries
- Two simple plug in connectors at the side of the unit provide quick and easy connection of both the control unit and solar panel
- The connector used for solar panel can also be connected to the auxiliary power supply



## ACCESSORIES



**172802**  
Auxiliary power supply for mains charging



**172808**  
Additional solar panel

## TECHNICAL FEATURES

Description	ECO-LOGIC accumulator unit	ECO-LOGIC solar panel	ECO-LOGIC mains power supply
<b>MODEL</b>	<b>ECO-LOGIC</b>		-
<b>CODE</b>	<b>28A034</b>		<b>172802</b>
Voltage output towards the control unit (Vdc)	24 - 28	-	-
Maximum voltage without load (Vdc)	-	42	-
Voltage at maximum power point (Vdc)	-	33,6	-
Power supply (Vac - Hz)	-	-	230 - 50
Maximum current (A)	16	-	-
Peak nominal power (W)	-	20	-
Nominal power (W)	-	-	36
Battery capacity (Ah)	18	-	-
Mains recharge time (h)	~15	-	-
Protection degree (IP)	44	-	-
Working temperature (°C)	0 ÷ +40 (charging) -20 ÷ +50 (in use)	-20 ÷ +80	0 ÷ +30
Weight (Kg)	12	2,2	1,7

# SIRMO

## Key switch with European cylinder



- Die-cast aluminium frame
- Burglar-proof
- Inner seal to ensure maximum tightness of the container
- Electrical contacts and levers protected by a plastic casing
- Possibility to manage multiple switches with the same lock, replacing the key knob supplied with the accessory one. 8 sets of knobs are available with the following codes:  
172003 - 172004 - 172005 - 172006  
172007 - 172008 - 172009 - 172010

### TECHNICAL FEATURES

Description	key switch wall-mounted
<b>MODEL</b>	<b>SIRMO-E</b>
<b>CODE</b>	<b>20A006</b>
Dimensions (mm)	82 x 77 x 52
Working temperature (°C)	- 20 ÷ + 55 °C
Protection degree (IP)	44

# CLICK30

## Key selector



- Wall installation
- Plastic case
- Pre-wired connectors

### TECHNICAL FEATURES

Description	key switch wall-mounted
<b>MODEL</b>	<b>CLICK30</b>
<b>CODE</b>	<b>20A031</b>
Dimensions (mm)	95 x 65 h 36mm
Working temperature (°C)	- 20 ÷ + 50 °C
Protection degree (IP)	44

# KIBO

## Digital radio or wired switch



**Sturdy:** die-cast aluminium case for effective vandal-proof safety

**Waterproof:** internal gasket to protect the case against water infiltration

**Safe:** the combination is a number from 1 to 8 digits, this allows you to generate over 10,000,000 combinations

**Versatile:** 9 different transmission channels to control one or more automations for outdoor awnings, shutters, shutters, doors, garage doors and gates of various types

**Practical:** backlit keyboard and acoustic and luminous signals to simplify device programming

**Economic:** the device is activated only when a key is pressed, once the transmission is finished it returns to stand-by

**KIBO-R**  
**Digital selector via radio with 3 different operating modes depending on the system it is associated with:**  
**Personal Pass** (52-bit rolling code),  
**Royal** (18-bit standard V2 fixed code) e  
**53200** (12-bit fixed code)

**KIBO-WIRED**  
**Wired version digital selector to interface with DEC4 and RXP4-C decoders**

## TECHNICAL FEATURES

Description	digital switch radio. wall-mounted	digital switch radio. wall-mounted	digital switch wired. wall-mounted
<b>MODEL</b>	<b>KIBO-R433</b>	<b>KIBO-R868</b>	<b>KIBO-WIRED</b>
<b>CODE</b>	<b>10L021</b>	<b>10L022</b>	<b>20A030</b>
Frequency (MHz)	433,92	868,30	-
Power supply	3V (1 x CR2032 lithium battery)	3V (1 x CR2032 lithium battery)	12-24 Vac/dc
Max. absorption (mA)	< 1	< 1	-
Range in open field (m)	0,001 ÷ 15mA	0,001 ÷ 15mA	45 (24 Vac)
Working temperature (°C)	- 20 ÷ + 55 °C	- 20 ÷ + 55 °C	- 20 ÷ + 55 °C
Protection degree (IP)	54	54	44
Dimensions (mm)	77 x 100 x 36	77 x 100 x 36	77 x 100 x 36

# PROKSIMA

## Proximity system (READ & WRITE keys)



VTR



PROG-TAG

- Proximity systems are used with automation systems where it is necessary to use customized keys or passes to control access
- The proximity reader must be interfaced with a DEC4 decoder
- The keys and proximity cards are stored in the decoder
- Just move a key or a card near a Proksima reader to execute the command set in the decoder
- Proximity keys and passes can be factory serialised by V2 or programmed by the installer using the Progtag terminal running WINPPCLNET interface software

- The keys and proximity cards are "read & write" devices that can be reprogrammed countless times. The access device programming code is unique and extremely safe
- Visual signalling through LED and acoustic through internal buzzer
- Die-cast aluminium frame
- Inner seal to ensure maximum tightness of the container

### TECHNICAL FEATURES

Description	proximity reader wall-mounted	serialised proximity key*	device for programming proximity cards and passes
<b>MODEL</b>	<b>PROKSIMA-EC</b>	<b>VTR</b>	<b>PROGTAG-USB</b>
<b>CODE</b>	<b>15C003</b>	<b>15B001</b>	<b>161502</b>
Frequency (KHz)	-	125	-
Power supply (Vac)	12-24 Vac/dc	-	USB
Absorption (mW)	700	-	-
Working temperature (°C)	- 20 ÷ + 55 °C	- 20 ÷ + 55 °C	- 20 ÷ + 55 °C
Protection degree (IP)	55	55	55
Dimensions (mm)	82 x 77 x 32	22 x 30 x 5	100 x 195 x 40

\* the code 15B003 is the proximity key to serialize

# DEC4-PLUS

## Remote decoder

- Programming via button and LED
- 4 normally open output relays
- Option to select the output type: monostable, step or timer
- Possibility to store up to 1008 different codes
- Basic programming using button or advanced programming using the PROG2 programming device and WINPPCL software
- Plug-in terminal board



### TECHNICAL FEATURES

Description	remote decoder
<b>MODEL</b>	<b>DEC4-PLUS</b>
<b>CODE</b>	<b>15D003</b>
Power supply (Vac/dc)	12-24
Absorption in stand-by (mA)	17
Relay contact (A)	1 @ 30 Vdc
Maximum data wire length (m)	100
Working temperature (°C)	- 20 ÷ + 60
Protection degree (IP)	55
Dimensions (mm)	74 x 132 x 26

# SENSIVA

## Synchronised, adjustable wall- and pillar-mounted photocells

- They can be installed inside the TOWER pillars
- Adjustable by 30°
- Synchronised: the synchronism circuit allows the installation of two pairs of very close photocells, without them interfering with one another
- Secure: immune to interference from sunlight



### TECHNICAL FEATURES

MODEL	SENSIVA
CODE	13C001
Optical range (m)	25
Dimensions (mm)	42 x 90 x 36
Power supply	12÷24 Vac / 12÷36 Vdc
Relay contact (A)	1 (max 30 Vdc)
Working temperature (°C)	-20 ÷ +60
Protection degree (IP)	44

# SENSIVA-XS

## Miniaturized wall-mounted photocells, synchronised and self-aligning

- Very small size (84x29x24 mm)
- Synchronised: the synchronism circuit allows the installation of two pairs of very close photocells, without them interfering with one another
- Secure: immune to interference from sunlight



### TECHNICAL FEATURES

MODEL	SENSIVA-XS
CODE	13C002
Optical range (m)	20
Dimensions (mm)	29 x 84 x 24
Power supply	12÷24 Vac / 12÷36 Vdc
Relay contact (A)	1 (max 30 Vdc)
Working temperature (°C)	-20 ÷ +60
Protection degree (IP)	54

# SENSIVA-180

## Wall-mounted photocells, adjustable (180°) and synchronised

- Adjustable up to 180° on the horizontal axis and 30° on the vertical axis
- Synchronised: the synchronism circuit allows the installation of two pairs of very close photocells, without them interfering with one another
- Secure: immune to interference from sunlight



### TECHNICAL FEATURES

MODEL	SENSIVA-180
CODE	13C003
Optical range (m)	20
Dimensions (mm)	41 x 115 x 38
Power supply	12÷24 Vac / 12÷36 Vdc
Relay contact (A)	1 (max 30 Vdc)
Working temperature (°C)	-20 ÷ +60
Protection degree (IP)	54

# SENSIVA-PLUS

Wall-mounted photocells, synchronized (up to 8 pairs of devices) and adjustable (180°)

- Synchronized: ability to set 8 different transmission codes to simultaneously use 8 pairs of photocells without mutual interference
- Adjustable up to 180° on the horizontal axis and 30° on the vertical axis
- Automatic slow down of the detection signal in the event of snow to avoid undesired activations caused by the fall of the flakes



## TECHNICAL FEATURES

MODEL	SENSIVA-PLUS
CODE	13C004
Optical range (m)	20
Dimensions (mm)	41 x 115 x 38
Power supply	12÷24 Vac / 12÷36 Vdc
Relay contact (A)	1 (max 30 Vdc)
Working temperature (°C)	-20 ÷ +60
Protection degree (IP)	54

# SHIELD-180

Armoured wall-mounted photocells adjustable (180°) and synchronised

- Shockproof aluminium cover
- Adjustable up to 180° on the horizontal axis and 30° on the vertical axis
- Synchronised: the synchronism circuit allows the installation of two pairs of very close photocells, without them interfering with one another
- Secure: immune to interference from sunlight



## TECHNICAL FEATURES

MODEL	SHIELD-180
CODE	13C007
Optical range (m)	20
Dimensions (mm)	74 x 141 x 55
Power supply	12÷24 Vac / 12÷36 Vdc
Relay contact (A)	1 (max 30 Vdc)
Working temperature (°C)	-20 ÷ +60
Protection degree (IP)	55

# SENSIVA-WL

Synchronized, adjustable (180°), wall mounted photocells with battery powered transmitter. Only for 230V automations



- Possibility to connect a resistive or traditional safety edge on the transmitter
- Synchronised: ability to set two different transmission codes to simultaneously use two pairs of photocells without mutual interference
- Adjustable up to 180° on the horizontal axis and 30° on the vertical axis
- Automatic slow down of the detection signal in the event of snow to avoid undesired activations caused by the fall of the flakes

## TECHNICAL FEATURES

MODEL	SENSIVA-WL
CODE	13C005
Optical range (m)	20
Dimensions (mm)	41 x 115 x 38
Power supply (RX)	12÷24 Vac / 12÷36 Vdc
Power supply (TX)	2 batteries 1,5V AAA
Relay contact (A)	1 (max 30 Vdc)
Working temperature (°C)	-20 ÷ +60
Protection degree (IP)	54

# FOT180BAT

Synchronized, adjustable (180°), wall mounted photocells with battery powered transmitter. For 24Vdc and 230V automations with inverter



- Possibility to connect a resistive or traditional safety edge on the transmitter
- Synchronised: ability to set two different transmission codes to simultaneously use two pairs of photocells without mutual interference
- Adjustable up to 180° on the horizontal axis and 30° on the vertical axis
- Possibility to adjust the intervention speed

## TECHNICAL FEATURES

MODEL	FOT180BAT
CODE	13S010
Optical range (m)	20
Dimensions (mm)	40 x 104 x 36
Power supply (RX)	12÷24 Vac
Power supply (TX)	2 batteries 1,5V AAA
Relay contact (A)	max 500mA e 48 Vac
Working temperature (°C)	-20 ÷ +55
Protection degree (IP)	55



# TOWER

## Aluminium pillars for photocells

- Photocells SENSIVA (cod. 13C001) can be easily mounted at the desired height, granting them total protection
- Aluminium frame
- Polycarbonate front cover
- 3 point ground anchoring



### TECHNICAL FEATURES

Description	pair of pillars	pair of pillars
<b>MODEL</b>	<b>TOWER500</b>	<b>TOWER1000</b>
<b>CODE</b>	<b>161315</b>	<b>161313</b>
Height (cm)	50	100

# LUMOS

## Led flashing light

- Led device that does not need any maintenance
- Multivoltage technology enabling operation of the flashing light with a wide range of power supplies (24 to 230V)
- Automatic built-in intermittence circuit
- Can be installed on a flat surface or on wall using the bracket supplied with the product
- Built-in antenna



### TECHNICAL FEATURES

MODEL	LUMOS-M
<b>CODE</b>	<b>14C003</b>
Power supply (Vac/dc)	24 ÷ 300Vdc / 24 ÷ 230Vac - 50Hz
Working temperature (°C)	-20 ÷ +60
Protection degree (IP)	54
Dimensions (mm)	136 x 82 x 35

# BLINKO

## Led flashing light

- Led device that does not need any maintenance
- Multivoltage technology enabling operation of the flashing light with a wide range of power supplies (24 to 230V)
- Automatic built-in intermittence circuit



### TECHNICAL FEATURES

MODEL	BLINKO-M
<b>CODE</b>	<b>14D005</b>
Power supply (Vac/dc)	24 ÷ 300Vdc / 24 ÷ 230Vac - 50Hz
Working temperature (°C)	-20 ÷ +60
Protection degree (IP)	54
Dimensions (mm)	90 x 43 x 36

# ML6

## Multivoltage led module

- Led device that does not need any maintenance
- It replaces normal filament bulbs inside the already-installed flashing lights
- It is suitable for all types of flashing lights thanks to multi-voltage technology
- Easy installation thanks to a screw connector for using ML6 on common couplings of E14 bulbs
- Its extractable terminal board prevents cable twisting during installation



### TECHNICAL FEATURES

MODEL	ML6
CODE	14A005
Power supply (Vac/dc)	24 ÷ 300Vdc / 24 ÷ 230Vac - 50Hz
Working temperature (°C)	-20 ÷ +60
Dimensions (mm)	74 x 32 x 30

# FZA

## Traffic light

- 24V traffic light with two lamps: green and red
- Body in painted aluminium with nylon parts
- 3W LED bulbs
- Adjustable up to 200° in horizontal plane
- Screen for bulb Ø 120 mm in polymethacrylate



### TECHNICAL FEATURES

MODELLO	FZA
CODICE	161220
Alimentazione (Vac/dc)	24
Temperatura di esercizio (°C)	-30 ÷ +80
Protezione (IP)	65
Dimensioni (mm)	180 x 410 x 290

# ANS433

Outdoor antenna with protective covering for receivers provided with 2.5 m RG-58 cable



### TECHNICAL FEATURES

MODEL	ANS433
CODE	19A001
Frequency (MHz)	433 ÷ 868
Impedence (Ohm)	50
Gain (db)	2,5

# WES

## Radio control system for safety edges

- WES (Wireless Edge System) is the new V2 system allowing safety edges to be controlled by radio
- The system consists of a base unit connected directly to the control unit and one or more sensors connected to the safety edges
- The base unit is powered from the control unit and constantly monitors the status of the sensors connected.
- Up to a maximum of 8 sensors can be connected to each base unit
- Each sensor is able to control up to 2 traditional safety edges with N.C. contact or resistive safety edges (8,2kohm).
- The system is compatible with any control unit.



### TECHNICAL FEATURES

Description	base	seniore
<b>MODEL</b>	<b>WES-BASE</b>	<b>WES-SENSOR</b>
<b>CODE</b>	<b>35B022</b>	<b>35B021</b>
Power supply (Vac/dc)	12 / 24	2 x LR6/AA (1,5V-2600mAh)
Absorbed power (W)	0,75	-
Stand-by time	-	> 2 years
Outputs (relay switch)	2 safety edge alarms 1 low battery warning 1 global signal	-
Number of sensors	up to 8	-
Number of radio channels	16	-
Inputs	-	2 mechanical or resistive safety edges
Maximum range (m)	-	10
Working temperature (°C)	- 20 ÷ + 60	- 15 ÷ + 50
Protection degree (IP)	55	54
Dimensions (mm)	125 x 56 x 23	170,5 x 45 x 19,5

# VEK

## Inductive loop detectors

- Detection system controlled by a microprocessor which enables achieving a remarkable accuracy and user notification by means of LED messages
- 4 adjustable sensitivity levels (for two-channels: can be set separately for each sensor)
- The modular container can be fitted into the DIN rail

### SINGLE-CHANNEL DETECTOR

- 2 output relays: 1 permanent, 1 pulse
- The permanent output relay can be set normally open or normally closed

### TWO-CHANNEL DETECTOR

- Presence detection function: reports the presence of a vehicle through relay 1 and relay 2 pulse when the vehicle leaves the sensor
- Transit direction detection function (output that can be set either to fixed or pulse): activation of relay 1 for a transit direction and the other relay for the other direction



### TECHNICAL FEATURES

Description	monocanale	bicanale
<b>MODEL</b>	<b>VEK1</b>	<b>VEK2</b>
<b>CODE</b>	<b>162241</b>	<b>162242</b>
Power supply (Vac/dc)	24 (+/- 10%)	24 (+/- 10%)
Absorbed power (W)	1,5	2
Outputs (relay switch)	1 permanent relay 1 pulse relay	2 permanent relays
Frequency (KHz)	30 ÷ 130	30 ÷ 130
Dimensions (mm)	79 x 22,5 x 90	79 x 22,5 x 90

### ACCESSORIES



#### CAB106

Perimeter wire (9 m)

# TOUCH-CMM

## Mechanical safety edges



They use a rigid metal wire as the sensitive element inside a rubber body.

The device is activated by exerting pressure on the edge.

The signal, once detected and intercepted by the control unit, is transduced into the motion block.

The mechanical safety edges are pre-assembled on aluminium strips and are available in various lengths: 1.5 m, 1.7 m, 2.0 m.

Description	length 1.5 m	length 1.7 m	length 2 m
<b>MODELLO</b>	<b>TOUCH-CMM150</b>	<b>TOUCH-CMM170</b>	<b>TOUCH-CMM200</b>
<b>CODICE</b>	<b>162301</b>	<b>162302</b>	<b>162303</b>

# TOUCH-R

## Resistive safety edges



**TOUCH-RL**



**TOUCH-RH**

Constant monitoring is achieved using the closed-circuit principle.

The last safety contact edge in a possible serial connection is fitted with a terminal resistor, which is continuously monitored by an electronic evaluation unit.

Thus allowing the entire circuit to be monitored for shorts and wire breaks.

TOUCH-RL	aluminium strip length 2 m	aluminium strip length 3 m	rubber strip length 25 m height 30 mm width 25 mm	End plug with cable	End plug with resistance
<b>MODEL</b>	<b>TOUCH-RLA02</b>	<b>TOUCH-RLA03</b>	<b>TOUCH-RLG25</b>	<b>TOUCH-RLTC</b>	<b>TOUCH-RLTR</b>
<b>CODE</b>	<b>35B003</b>	<b>35B004</b>	<b>35B027</b>	<b>35B028</b>	<b>35B029</b>

TOUCH-RH	aluminium strip length 2 m	aluminium strip length 3 m	rubber strip length 30 m height 55 mm width 35 mm	End plug with cable	End plug with resistance
<b>MODEL</b>	<b>TOUCH-RHA02</b>	<b>TOUCH-RHA03</b>	<b>TOUCH-RHG30</b>	<b>TOUCH-RHTC</b>	<b>TOUCH-RHTR</b>
<b>CODE</b>	<b>35B011</b>	<b>35B012</b>	<b>35B036</b>	<b>35B031</b>	<b>35B032</b>

# FEEL

## Optical safety edges

The optical safety edges are made of EPDM rubber (resistant to temperatures ranging from -50° to +150°) and a system of watertight reception/transmission photocells, very small, used in industrial applications and already tested in very hostile environments such as tunnel washing systems.

The operation is very simple: when the rubber is deformed by an external body, the cell radius is interrupted. Then, information is transmitted to a card with active safety system with input for automatic operation control.

The interlocking rubber profile enables quick installation, while the cable of the photocell can pass through quick and easy: no screws, glue or silicone. The photocells are inserted into the profile and connected to the amplifier. In just a few steps, the safety edge is ready to stand the test of time.

The profile FEEL-LG20 can be placed either horizontally (doors) or vertically (gates). The plastic cover can be removed to maintain the appearance of the gate unaltered.



**FEEL-LG20**



**FEEL-HG20**



**FEEL-RX18 / FEEL-TX18**

Description	Rubber profile L (h 57 mm - 20 m roll)	Right end cap for L rubber profile	Left end cap for L rubber profile
<b>MODEL</b>	<b>FEEL-LG20</b>	<b>FEEL-LTD</b>	<b>FEEL-LTS</b>
<b>CODE</b>	<b>35A003</b>	<b>35A004</b>	<b>35A005</b>

Description	Rubber profile H (h 94 mm - 20 m roll)	Right end cap for H rubber profile	Left end cap for H rubber profile
<b>MODEL</b>	<b>FEEL-HG20</b>	<b>FEEL-HTD</b>	<b>FEEL-HTS</b>
<b>CODE</b>	<b>35A006</b>	<b>35A007</b>	<b>35A008</b>


Description	Photocell (transmitter unit ø 18 mm)	Photocell (receiver unit ø 18 mm)
<b>MODEL</b>	<b>FEEL-TX18</b>	<b>FEEL-RX18</b>
<b>CODE</b>	<b>35A001</b>	<b>35A002</b>
Optical range (m)	10	
Power supply	12÷24 Vac/dc	
Signal	modulated infrared 833 Hz	
Working temperature (°C)	-20 ÷ +80	

## ACCESSORIES



<b>35A009</b>	<b>35A010</b>	<b>35A012</b>	<b>35A013</b>	<b>35A024</b>	<b>35A025</b>
Aluminium profile length 2 m (for rubber profiles L/H)	Aluminium profile length 3 m (for rubber profiles L/H)	Extendable cable length 3 m (4 x 0.75 mm <sup>2</sup> )	Extendable cable length 3 m (7 x 0.25 mm <sup>2</sup> )	Interface for optical-type safety edges (1 NPN output)	Glue (tube of 2 g)



 [www.V2HOME.com](http://www.V2HOME.com)



 [www.V2HOME.com](http://www.V2HOME.com)



# KIT UNIVERSAL 1



Electronic kit to complete the installation of swing and sliding gate 230V motors.  
DIGITAL control unit



Kit MODEL ▼	CITY1-EVO	PHOX2	MR2	SENSIVA-XS	LUMOS-M	Kit CODE ▼
Kit UNIVERSAL 1E	■	■■	■	■	■	28A087

# KIT UNIVERSAL 2

Electronic kit to complete the installation of swing and sliding gate 230V motors.  
ANALOGUE control unit with built-in receiver



Kit MODEL ▼	FLEXY2	PHOX2	SENSIVA-XS	LUMOS-M	Kit CODE ▼
Kit UNIVERSAL 2	■	■■	■	■	28A061

# KIT UNIVERSAL 2+

Electronic kit to complete the installation of swing and sliding gate 24V motors.  
**DIGITAL control unit**



Kit MODEL ▼	CITY2+	PHOX2	MR2	SENSIVA-XS	LUMOS-M	Kit CODE ▼
Kit UNIVERSAL 2+	■	■■	■	■	■	28A117

# KIT EASY 2

Electronic kit to complete the installation of 230V motors for rolling shutters



Kit MODEL ▼	EASY2	PHOX2	MR2	Kit CODE ▼
Kit EASY2	■	■■	■	28A064



# KIT EASY-BASIC

Electronic kit to complete the installation of 230V motors for rolling shutters



Kit MODEL ▼	EASY-BASIC	PHOX2	Kit CODE ▼
Kit EASY-BASIC	■	■ ■	28A065

# KIT GARDEN LUX

Electronic kit for radio control of loads up to 1500W



Kit MODEL ▼	WALLY2-230V	PHOX2	MATCH	Kit CODE ▼
Kit GARDEN LUX	■	■		28A066
Kit GARDEN LUX-R	■		■	28A067



Sliding door



Interface for connecting ADI modules



Swing door



Control unit set up for LUX2+ module connection



Roller shutter and screen



Control unit set up for CL1+ module connection



Traffic light output



Control unit suitable for operation with the WES accessory



Control unit power supply voltage



Control unit set up for WES-EASY module connection



Motor power supply



Control unit set up for EASY-PULSE



Built-in inverter



Control unit set up for SYNCRO module connection



Built-in receiver



Control unit suitable for operation with the backup battery module



Connector for modular receiver



Compatible with the ECO-LOGIC system



Output for flashing light without intermittence



Control unit designed for connection to WIFI module for management via V2 GO



Output for flashing light with intermittence

# **V2 WORLD**



## **ITALY**

### **V2 S.p.A.**

Corso Principi di Piemonte 65/67  
12035 RACCONIGI (CN)  
Tel. +39 0172 812411  
Fax. +39 0172 84050  
info@v2home.com

## **FRANCE**

### **AFCA - V2 SAS**

4 bis, rue Henri Becquerel  
69747 GENAS  
Tel. +33 4 72791030  
Fax +33 4 72791039  
france@v2home.com

## **PORTUGAL**

### **V2 AUTOMATISMOS PORTUGAL LDA**

Rua Fernão Magalhães, Lote 119  
2435-087 CAXARIAS  
Tel. +351 249 571 511  
Fax +351 249 571 512  
portugal@v2home.com

## **ESPAÑA**

### **VIDUE SPAIN SL**

C. Can Mltjans 48, puerta 31  
Cerdanyola del Vallès - 08290 BARCELONA  
Tel. +34 93 6991500  
Fax +34 93 6992855  
spain@v2home.com

## **TUNISIE**

### **V2 TUNISIE SARL**

47, Rue El Moez 1004 El Menzah 1  
TUNIS  
Tel. +216 71 767447  
Fax +216 71 767443  
v2tunisie@gnet.tn

## **MAROC**

### **V2 DOMOTIQUE MAROC SARL**

17, Rue Amyot, Quartier des hôpitaux  
CASABLANCA  
Tel. +212 522 860400  
Fax + 212 522 861514  
maroc@v2home.com



[www.v2home.com](http://www.v2home.com)