













AUTOMATION CATALOG 2022

INDEX

	MOTORS FOR SLIDING GATES.....	11
	MOTORS FOR SWING GATES.....	21
	MOTORS FOR BARRIERS.....	37
	MOTORS FOR GARAGE DOORS AND ROLLING SHUTTERS.....	45
	CONTROL UNITS.....	57
	TRANSMITTERS AND RECEIVERS.....	69
	SECURITY DEVICES AND ACCESSORIES.....	79
	ELECTRONIC KITS.....	93
	ICONS.....	96
	CONTACTS.....	97

Our values...

EFFICIENCY

V2 products are the most reliable and the fastest to install. V2 guarantees easy installation and utmost flexibility.

PROFESSIONALISM

Over thirty years' experience has allowed us to develop a specific range of products for professionals, designed to their requirements and needs.

COMPLETENESS

Everything you need, a single brand and a single philosophy. V2 allows you to create complex systems including gates, garages, shutters and awnings.

GREEN

We think about the environment and energy saving. ECO-LOGIC is a solar energy device to power V2 motors without connections to the mains power supply. Be green, be eco-logic.

SAFETY

V2 offers a vast range of accessories and safety devices to totally protect end users against the hazard of crushing and accidents.

DESIGN

Not just efficient and professional, but beautiful too. V2 products stand out for their modern, captivating design and suitability for any environment, whether domestic or industrial.



Innovation at the service of the installer and the end user



V2 GO for the end user

The V2 GO App allows you to manage your automations directly from your smartphone.



V2APPTOOL for the installer

Visit www.v2home.com: the V2APPTOOL App allows you to complete all the installation setup phases by operating directly on your smartphone or tablet.

WINPPCLNET

The WINPPCLNET software is a program that allows the storage, consultation and updating of all data and all plant settings using a database (computer data archive).



Follow all V2 services online

Visit www.v2home.com. Sign up for the newsletter to be updated on news, browse the Download section to access the sheets and technical manuals, request access to the Reserved Area to consult the exploded views of the products and marketing material.

V2 GO

The new App for the end user

The V2 GO app allows remote automation management

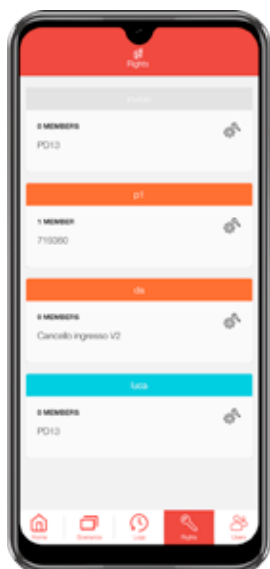
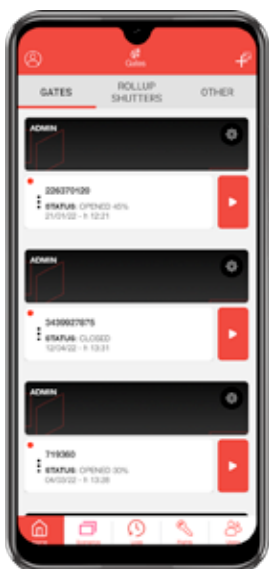


Management and control

Possibility of managing multiple remote installations at any time, checking the status of the gate at any time and managing opening / closing with just one click.

Management of priority or temporary accesses

Ability to customize access policies and times for each individual user.



Access control (logs)

Ability to monitor the use of automation.



Ease to use

Practical and fast, through the use of QR codes, for adding new users and / or installations.



Automatic customized scenarios

Ability to control your automations, or your devices, on selected days and times.



WF01 module

It is possible to connect the automation to the network, thanks to the WIFI module, which can be plugged into V2 digital control units.



Personal Pass

Serialized system for remote control

The V2 solution to simplify the management of complex systems. A system complemented by serialized remote controls, receivers, decoders and keys, capable of interfacing with a software designed to manage each user with a unique code, ensuring quick installation and more safety for all.



PROTECTION FOR THE INSTALLER

Thanks to the contract code assigned to him, no one else can operate on the system, supply spare parts or make changes. Moreover Personal Pass considerably simplifies and speeds up not only the installation procedures, but also the maintenance of the system itself.

PROTECTION FOR THE USER

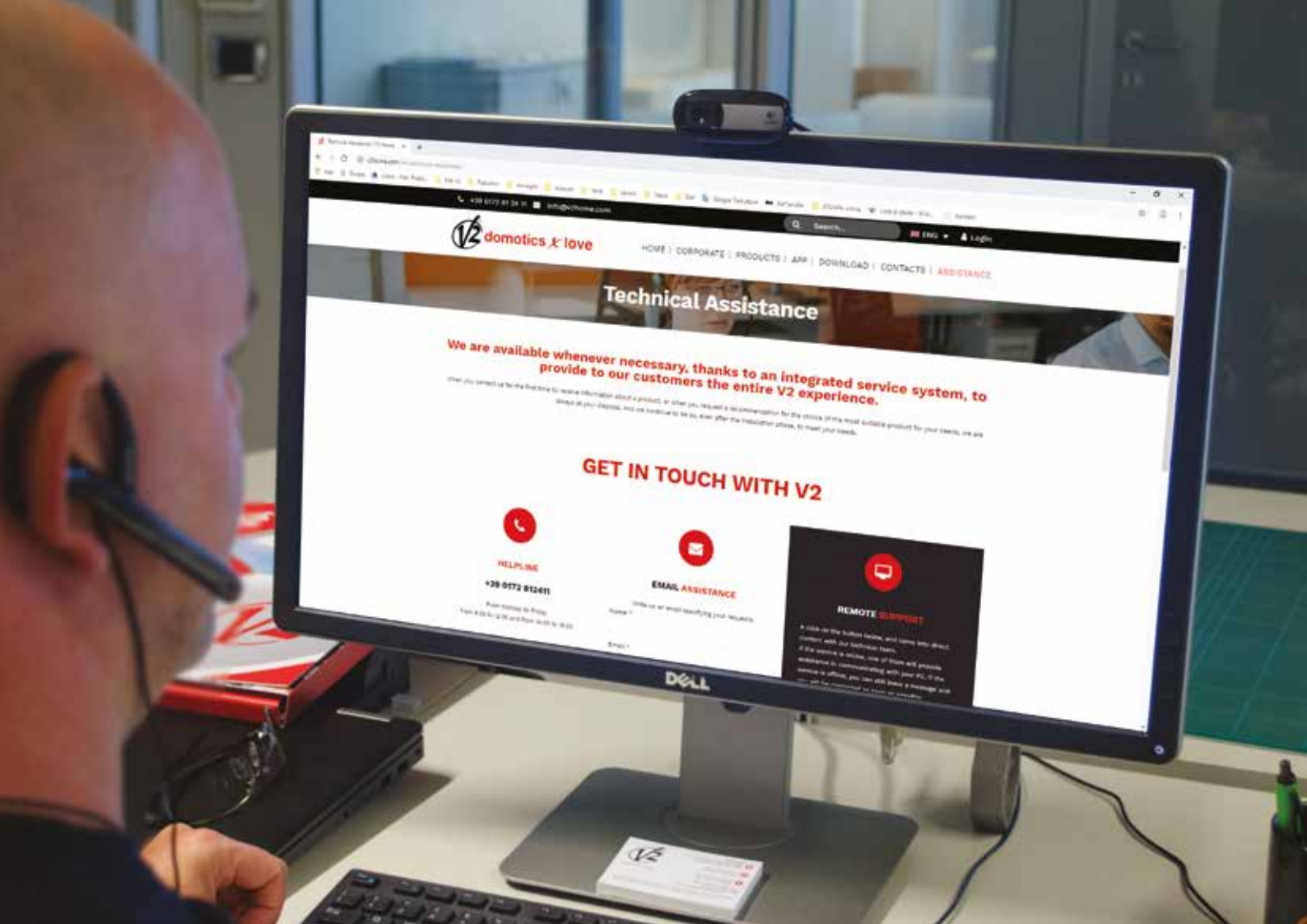
Each transmitter allows the specific user to remotely manage both private and common accesses, through a unique code assigned at the origin by the installer, which then allows the personal identification, that cannot be duplicated, of each subject who uses the system.

HIGH VERSATILITY

Each 4-channel remote control can handle up to 14, combining the pressure of 2 or 3 keys. In addition, the system allows to combine the single key to a receiving channel with the preferred operational logics.

SIMPLIFIED MANAGEMENT

The installer can create his own database, managing with ease even large systems. With the simple use of the PC and the special WINPPCLNET software he can create an archive of information, delete or add users to the database, cancel a code and replace it in case of loss of the remote control, plan maintenance in the best possible way.



Technical support and training

By choosing a V2 product, you are also choosing a state-of-the-art support service that knows how to accompany you step by step, from choosing the ideal automation for you up to installation phases.

V2 offers you the best support in every environment, wherever you are. In fact, V2 has a network of distributors and branches in Europe and the rest of the world, ready to advise and assist you.

For any commercial or technical requirement, for advice or to find out about our latest product upgrades, you can contact our technical support by email, chat, remote support or by phone. Our technicians are always ready to help!

We guarantee quality and professionalism also through training. Each year, V2 invests time and resources in training its technicians and its clients, organising technical trainings in its branches abroad and in the innovative demo hall at its headquarters in Italy.



INDEX OF PRODUCTS



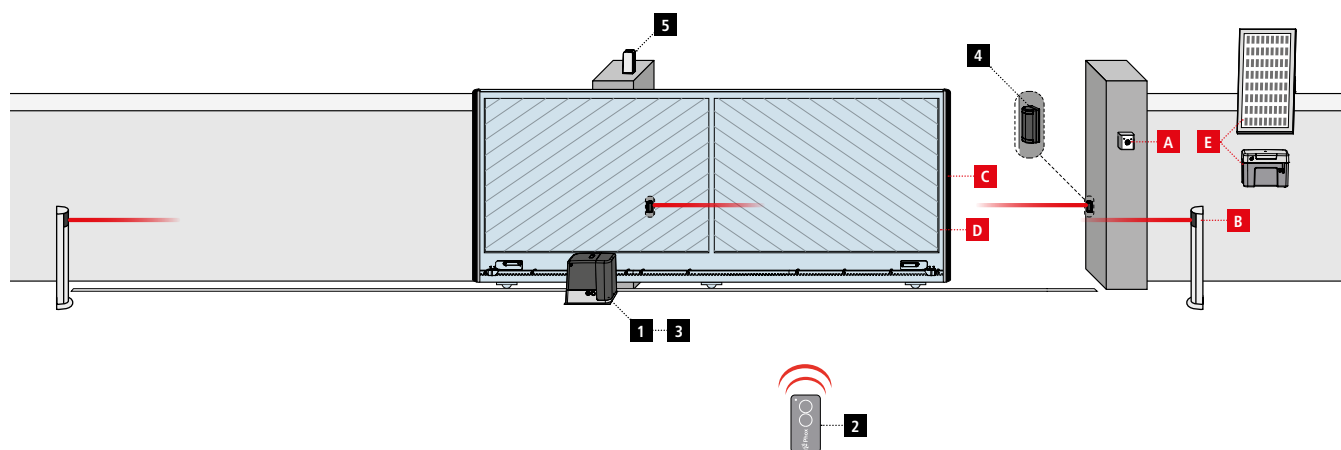
Electromechanical for

RESIDENTIAL USE	TORQ	10
	AYROS	12
	FORTECO	14

Electromechanical for

INDUSTRIAL USE	FORTECO 2500-I	14
	HYPERFOR	16

EXAMPLE SYSTEM



COMPONENTS

- 1** Motor
- 2** Transmitter
- 3** Receiving module
- 4** Photocells
- 5** Flashing light

ADDITIONAL ACCESSORIES

- A** Key switch
- B** Pillar photocells
- C** Safety edges
- D** WES sensors
- E** ECO-LOGIC system

CABLE TO BE USED

LENGTH OF THE CABLE	< 10 metres	from 10 to 20 metres	from 20 to 30 metres
Power supply (230V)	3G x 1.5 mm ²	3G x 1.5 mm ²	3G x 2.5 mm ²
Power supply (230 - 400V)	4G x 1.5 mm ²	4G x 1.5 mm ²	4G x 2.5 mm ²
Photocells (TX)	2 x 0.5 mm ²	2 x 0.5 mm ²	2 x 0.5 mm ²
Photocells (RX)	4 x 0.5 mm ²	4 x 0.5 mm ²	4 x 0.5 mm ²
Key switch	2 x 0.5 mm ²	2 x 0.5 mm ²	2 x 0.5 mm ²
Flashing light	2 x 1.5 mm ²	2 x 1.5 mm ²	2 x 1.5 mm ²
Antenna (integrated into the flashing light)	RG174	RG174	RG174
ECO-LOGIC (accumulator unit)	2 x 1.5 mm ²	-	-
ECO-LOGIC (solar panel)	2 x 1 mm ²	-	-

TORQ



Irreversible electromechanical rack actuator motor reducer

for sliding gates
weighing up to **800 Kg**

Available in two versions:
24V and **230V**



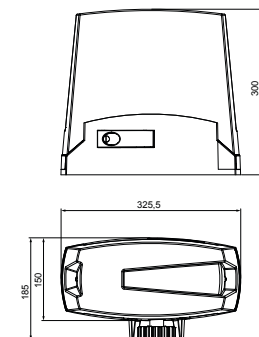
24V versions:

- DIGITAL control unit
- Accurate and safe operation with encoder
- Self-learning of opening and closing times
- Obstacle detection
- Programmable acceleration and deceleration
- Soft start (programmable start-up rate)
- Operation in case of absence of power using the 161237 backup battery
- Operation with solar power using the ECO-LOGIC system
- Synchronized operation of two motors using the SYNCRO module
- Magnetic limit switches, all accurate and reliable over time

- Programming achieved using 3 program buttons and display
- Plug-in adaptor for modular radio receiver MR2
- ADI connector for connecting optional modules

230V version:

- ANALOGUE control unit
- Built-in 433.92 MHz receiver (only compatible with PHOX series transmitters)
- Opening and closure times self-learning
- Obstacles detection
- Adjustments and programming using a trimmer and dip-switch
- Mechanical limit switches

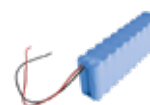


TECHNICAL FEATURES

Description	24V gates up to 500 Kg DIGITAL control unit	24V gates up to 400 Kg DIGITAL control unit FAST motor	230V gates up to 500 Kg ANALOGUE control unit	230V gates up to 800 Kg ANALOGUE control unit
MODEL	TORQ500D-24V	TORQ400D-24V-F	TORQ500A-230V	TORQ800A-230V
CODE	23G001	23G002	23G003	23G004
Gate maximum weight (Kg)	500	400	500	800
Power supply (Vac - Hz)	230 - 50	230 - 50	230 - 50	230 - 50
Maximum electric power (W)	300	250	300	400
Full load current @ 230Vac (A)	2	1,1	1,3	1,7
Gate speed (m/s)	0,28	0,36	0,17	0,17
Maximum thrust (N)	600	400	450	850
Duty cycle (%)	90	70	30	30
Pinion	M4-Z15	M4-Z15	M4-Z15	M4-Z15
Working temperature (°C)	-20 ÷ +55	-20 ÷ +55	-20 ÷ +55	-20 ÷ +55
Motor weight (Kg)	9	9	10	12
Protection degree (IP)	44	44	44	44
Maximum load on 24 Vac accessories (W)	7	7	6	6

ACCESSORIES

NOTE: the electronic accessories can only be used with TORQ models equipped with a DIGITAL control unit



11B047 ▪ MR2	161230 ▪ WF01	161216 ▪ SYNCRO	161237
433.92 MHz plug-in receiver. Also available in 868.30 MHz version (code 11B048)	WIFI module for managing via V2 GO	ADI modules for synchronized operation of two motors	Battery 24 V 1,6 Ah



161238	162313	162322	ACC009
Battery charger for 161237	Nylon rack M4 – 6 attachments 1 m long with metallic insert	Galvanised metal rack 30x12 M4 1m long with fixing kit	Warning sign

TORQ KIT



Kit MODEL ▼	PHOX2	MR2	SENSIVA-XS	LUMOS-M	ACC009	Kit CODE ▼
Kit Light TORQ500D-24V	■ ■	■				30C109
Kit Full TORQ500D-24V	■ ■	■	■	■	■	30C110
Kit Light TORQ400D-24V-F	■ ■	■				30C124
Kit Full TORQ400D-24V-F	■ ■	■	■	■	■	30C125
Kit Light TORQ500A-230V	■ ■					30C111
Kit Full TORQ500A-230V	■ ■		■	■	■	30C112
Kit Light TORQ800A-230V	■ ■					30C113
Kit Full TORQ800A-230V	■ ■		■	■	■	30C114

AYROS



**Irreversible
electromechanical rack
actuator motor reducer**

**for sliding gates
weighing up to 1500 Kg**

Available in version
**24V, 230V and 230V three-phase with
INVERTER**



- Accurate and safe operation with encoder
- Obstacle detection
- Self-learning of opening and closing times
- Synchronized operation of two motors using the SYNCRO module
- Magnetic limit switches, all accurate and reliable over time
- Programming achieved using 3 program buttons and display
- Plug-in adaptor for modular radio receiver MR2
- 2 inputs for photocells with self-test function
- 2 inputs for mechanical or resistive safety edges
- Courtesy light output
- ADI connector for connecting optional modules
- Soft start (programmable start-up rate)

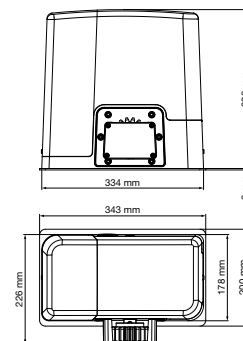
24V versions:

- Programmable acceleration and deceleration
- Operation in case of absence of power using the B-PACK backup battery
- Operation with solar power using the ECO-LOGIC system



INVERTER version:








- Three-phase motor with inverter with 230V control unit
- Programmable acceleration and deceleration
- Adjustable stroke and slowing speed
- Dynamic management of the torque during all phases of the opening / closing cycle



TECHNICAL FEATURES

Description	24V gate up to 600 Kg	24V gate up to 1000 Kg	230V gate up to 800 Kg	230V gate up to 1200 Kg	230V (INVERTER) gate up to 1500 Kg
MODEL	AYROS 600D-24V	AYROS 1000D-24V	AYROS 800D-230V	AYROS 1200D-230V	AYROS 1500D-I
CODE	23C034	23C035	23C032	23C033	23C054
Gate maximum weight (Kg)	600	1000	800	1200	1500
Power supply (Vac - Hz)	230 - 50	230 - 50	230 - 50	230 - 50	230 - 50
Maximum electric power (W)	400	550	500	600	570
Full load current @ 230Vac (A)	2	2,5	2	2,6	5
Gate speed (m/s)	0,14 (@ 300N) 0,26 (unloaded)	0,14 (@ 450N) 0,26 (unloaded)	0,16	0,16	0,035 - 0,26
Maximum thrust (N)	600	900	670	950	1400
Duty cycle (%)	60	60	30	30	50
Pinion	M4-Z18	M4-Z18	M4-Z18	M4-Z18	M4-Z18
Working temperature (°C)	-20 ÷ +55	-20 ÷ +55	-20 ÷ +55	-20 ÷ +55	-20 ÷ +55
Motor weight (Kg)	16	18	15	16	15
Protection degree (IP)	44	44	44	44	44
Maximum load on 24 Vac accessories (W)	7	7	10	10	10

ACCESSORIES

			
11B047 ▪ MR2	161230 ▪ WF01	161216 ▪ SYNCRO	161212 ▪ B-PACK
433.92 MHz plug-in receiver. Also available in 868.30 MHz version (code 11B048)	WIFI module for managing via V2 GO	ADI modules for synchronized operation of two motors	Backup battery with built-in charger
			
162313	162322	ACC009	
Nylon rack M4 – 6 attachments 1 m long with metallic insert	Galvanised metal rack 30x12 M4 1m long with fixing kit	Warning sign	

AYROS KIT

						
Kit MODEL ▼	PHOX2	MR2	SENSIVA-XS	LUMOS-M	ACC009	Kit CODE ▼
Kit Light AYROS600D-24V	■ ■	■				30C072
Kit Full AYROS600D-24V	■ ■	■	■	■	■	30C073
Kit Light AYROS1000D-24V	■ ■	■				30C074
Kit Full AYROS1000D-24V	■ ■	■	■	■	■	30C075
Kit Light AYROS800D-230V	■ ■	■				30C078
Kit Full AYROS800D-230V	■ ■	■	■	■	■	30C079
Kit Light AYROS1200D-230V	■ ■	■				30C104
Kit Full AYROS1200D-230V	■ ■	■	■	■	■	30C105

FORTECO



Irreversible electromechanical rack actuator motor reducer

for sliding gates weighing up to **2500 Kg**

Available in **230V single-phase** and
230V three-phase with INVERTER

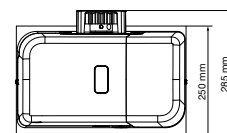
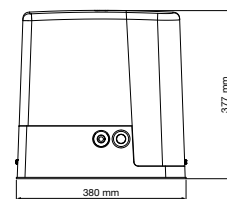


- Accurate and safe operation with encoder
- Obstacle detection
- Self-learning of opening and closing times
- Synchronized operation of two motors using the SYNCRO module
- Magnetic limit switches, all accurate and reliable over time
- Possibility to fit an M6 pinion
- Programming achieved using 3 program buttons and display
- Plug-in adaptor for modular radio receiver MR2
- 2 inputs for photocells with self-test function
- 2 inputs for mechanical or resistive safety edges
- Courtesy light output

- ADI connector for connecting optional modules
- Soft start (programmable start-up rate)

INVERTER version:








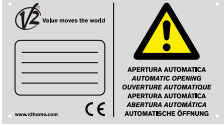
- Three-phase motor with inverter with 230V control unit
- Programmable acceleration and deceleration
- Adjustable stroke and slowing speed
- Dynamic management of the torque during all phases of the opening / closing cycle



TECHNICAL FEATURES

Description	230V gates up to 2200 Kg	230V (INVERTER) gates up to 2500 Kg
MODEL	FORTECO 2200-230V	FORTECO 2500-I
CODE	23E015	23E025
Gate maximum weight (Kg)	2200	2500
Power supply (Vac - Hz)	230 - 50	230 - 50
Maximum electric power (W)	800	750
Full load current @ 230Vac (A)	4	3,7
Gate speed (m/s)	0,16	0,035 - 0,26
Maximum thrust (N)	1550	1660
Duty cycle (%)	35	50
Pinion	M4-Z18	M4-Z18
Working temperature (°C)	-20 ÷ +55	-20 ÷ +55
Motor weight (Kg)	18	19
Protection degree (IP)	44	44
Maximum load on 24 Vac accessories (W)	10	10

ACCESSORIES

			
11B047 ▪ MR2 433.92 MHz plug-in receiver. Also available in 868.30 MHz version (code 11B048)	161230 ▪ WF01 WIFI module for managing via V2 GO	161216 ▪ SYNCRO ADI modules for synchronized operation of two motors	162322 Galvanised metal rack 30x12 M4 1m long with fixing kit
			
162324 Galvanised metal rack 22x22 M4 1 m long	162323 Galvanised metal rack 30x30 M6 1 m long	MM017B M6 pinion for 162323 rack	ACC009 Warning sign

HYPERFOR



**Irreversible
electromechanical rack
actuator motor reducer**

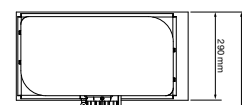
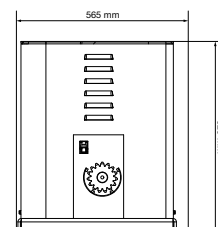
**for sliding gates
weighing up to 4000 Kg**

230V three-phase with INVERTER



- Intensive operation even with large gates
- Obstacle detection
- Self-learning of opening and closing times
- Synchronized operation of two motors using the SYNCRO module
- Possibility to adjust the gearmotor torque
- Industrial electromechanical limit switch and M6 pinion
- Programming achieved using 3 program buttons and display
- Multilingual programming menu through 122x32 pixel graphic display
- Plug-in adaptor for modular radio receiver MR2
- 2 inputs for photocells with self-test function
- 2 inputs for mechanical or resistive safety edges

- Three programmable relay outputs as lights, electric lock, warning light, electric brake or functioning test 12Vdc
- ADI connector for connecting optional modules
- Three-phase motor with inverter with 230V control unit
- Programmable acceleration and deceleration
- Adjustable stroke and slowing speed
- Dynamic management of the torque during all phases of the opening / closing cycle



TECHNICAL FEATURES

Description	230V three-phase with INVERTER gates up to 4000 Kg
MODEL	HYPERFOR 4000-I
CODE	23F003
Gate maximum weight (Kg)	4000
Power supply (Vac - Hz)	230 - 50
Maximum electric power (W)	1100
Mechanical nominal power (W-HP)	750-1
Full load current (A)	5
Gate speed (m/s)	0,016 ÷ 0,32
Maximum thrust (N)	4800
Duty cycle (%)	50
Pinion	M6-Z15
Working temperature (°C)	-20 ÷ +55
Motor weight (Kg)	80
Protection degree (IP)	55
Maximum load on 24 Vac accessories (W)	10

ACCESSORIES



11B047 ▪ MR2	161230 ▪ WF01	161216 ▪ SYNCRO	162323
433.92 MHz plug-in receiver. Also available in 868.30 MHz version (code 11B048)	WIFI module for managing via V2 GO	ADI modules for synchronized operation of two motors	Galvanised metal rack 30x30 M6 1 m long



ACC009

Warning sign

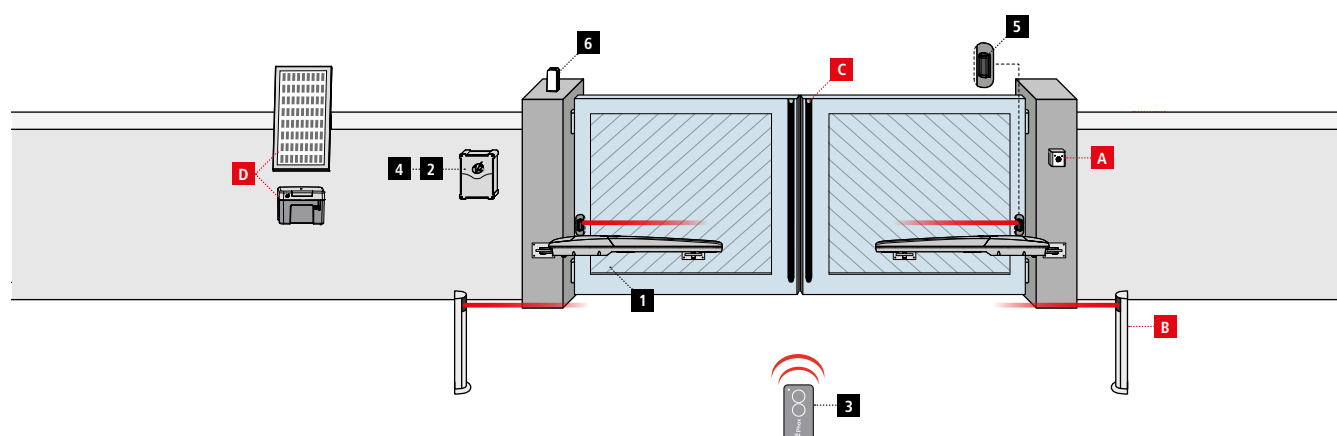


INDEX OF PRODUCTS



Motors for EXTERNAL INSTALLATION	NYK	20
	STARK3	22
	STARK6	24
	CALYPSO	26
	URSUS	28
	ZORUS	30
	BLITZ	32
Motors for UNDERGROUND INSTALLATION	VULCAN	34

EXAMPLE SYSTEM



COMPONENTS

- 1** Motor
- 2** Control unit
- 3** Transmitter
- 4** Receiving module
- 5** Photocells
- 6** Flashing light

ADDITIONAL ACCESSORIES

- A** Key switch
- B** Pillar photocells
- C** Safety edges
- D** ECO-LOGIC system


CABLE TO BE USED

LENGTH OF THE CABLE	< 10 metres	from 10 to 20 metres	from 20 to 30 metres
Power supply (230V)	3G x 1.5 mm ²	3G x 1.5 mm ²	3G x 2.5 mm ²
230V motor power supply	4G x 1.5 mm ²	4G x 1.5 mm ²	4G x 2.5 mm ²
24V motor power supply	2G x 1.5 mm ²	2G x 1.5 mm ²	2G x 2.5 mm ²
Photocells (TX)	2 x 0.5 mm ²	2 x 0.5 mm ²	2 x 0.5 mm ²
Photocells (RX)	4 x 0.5 mm ²	4 x 0.5 mm ²	4 x 0.5 mm ²
Key switch	2 x 0.5 mm ²	2 x 0.5 mm ²	2 x 0.5 mm ²
Safety edges	2 x 0.5 mm ²	2 x 0.5 mm ²	2 x 0.5 mm ²
Flashing light	2 x 1.5 mm ²	2 x 1.5 mm ²	2 x 1.5 mm ²
Antenna (integrated into the flashing light)	RG174	RG174	RG174
ECO-LOGIC (accumulator unit)	2 x 1.5 mm ²	-	-
ECO-LOGIC (solar panel)	2 x 1 mm ²	-	-

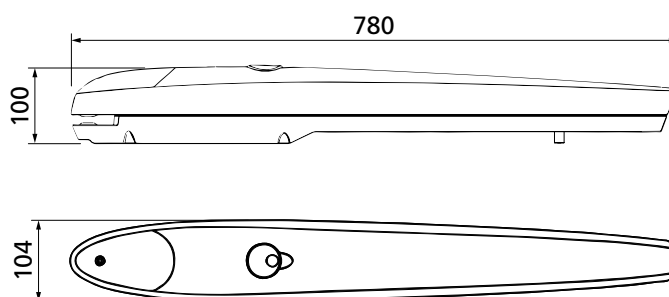
NYK

24V irreversible electromechanical actuator

for swing gates
with leaves up to
2 m in length



- Equipped with opening mechanical limit stop
- Mechanical closing stop available as an accessory
- Single version for both right and left leaves
- Adjustable fixing brackets to speed up engine installation



TECHNICAL FEATURES

Description	24V for leaves up to 2 m
MODEL	NYK-24V
CODE	22K001
Maximum leaf length (m)	2
Maximum leaf weight (Kg)	250
Power supply (Vac - Hz)	24
Idling current (A)	0,4
Full load current (A)	6
Maximum electric power (W)	80
Opening time of the leaf 0 ÷ 90° (s)	16
Maximum travel (mm)	320
Operating speed (m/s)	0,016
Maximum thrust (N)	1500
Working temperature (°C)	-20 ÷ +55
Protection degree (IP)	44
Duty cycle (%)	50
Motor weight (Kg)	6

CONTROL UNITS TO BE USED



CITY2+

Digital control unit for 24V motors

ACCESSORIES



162268

Adjustable mechanical stop
(pack of 2 pcs.)



162913

12V horizontal electric lock



162912

12V vertical electric lock



ACC009

Warning sign

NYK KIT




Kit MODEL ▼	CONTROL UNIT	PHOX2	MR2	SENSIVA-XS	LUMOS-M	ACC009	Kit CODE ▼
Kit Light NYK	CITY2+	■ ■	■				29H001
Kit Full NYK	CITY2+	■ ■	■	■	■	■	29H002

STARK3

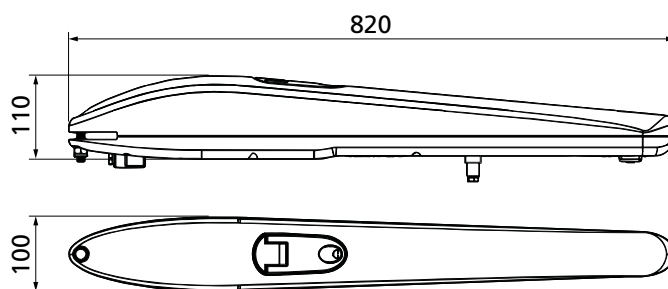
**Irreversible
electromechanical
actuator**

**for swing gates
with leaves
up to 3 m in length**

Available in two versions:
24V and **230V**



- Equipped with opening mechanical limit stop
- Mechanical closing stop available as an accessory
- Single version for both right and left leaves
- Adjustable fixing brackets to speed up engine installation



TECHNICAL FEATURES

Description	24V for leaves up to 3 m	230V for leaves up to 3 m
MODEL	STARK3-24V	STARK3-230V
CODE	22K002	22K003
Maximum leaf length (m)	3	3
Maximum leaf weight (Kg)	600	600
Power supply (Vac - Hz)	24 Vdc	230 - 50
Idling current (A)	0,8	1
Full load current (A)	15	1,6
Maximum electric power (W)	120	200
Opening time of the leaf 0 ÷ 90° (s)	15	18,5
Maximum travel (mm)	360	360
Operating speed (m/s)	0,020	0,016
Maximum thrust (N)	2000	2000
Working temperature (°C)	-20 ÷ +55	-20 ÷ +55
Protection degree (IP)	44	44
Duty cycle (%)	90	30
Motor weight (Kg)	7	8

CONTROL UNITS TO BE USED



CITY2+	CITY1-EVO	FLEXY2
Digital control unit for 24V motors	Digital control unit for 230V motors	Analogue control unit for 230V motors

ACCESSORIES



162258	162913	162912	ACC009
Adjustable mechanical stop (pack of 2 pcs.)	12V horizontal electric lock	12V vertical electric lock	Warning sign



162299	162256	162257
Rear bracket to be screwed on pre-welded (2 pcs./pack)	Vertical rear bracket to screw (2 pcs./pack)	Front bracket to be screwed on (2 pcs./pack)

STARK3 KIT




Kit MODEL ▼	CONTROL UNIT	PHOX2	MR2	SENSIVA-XS	LUMOS-M	ACC009	Kit CODE ▼
Kit Light STARK3-24V	CITY2+	■ ■	■				29H003
Kit Full STARK3-24V	CITY2+	■ ■	■	■	■	■	29H004
Kit Light STARK3-230V	CITY1-EVO	■ ■	■				29H005
Kit Full STARK3-230V	CITY1-EVO	■ ■	■	■	■	■	29H006

STARK6

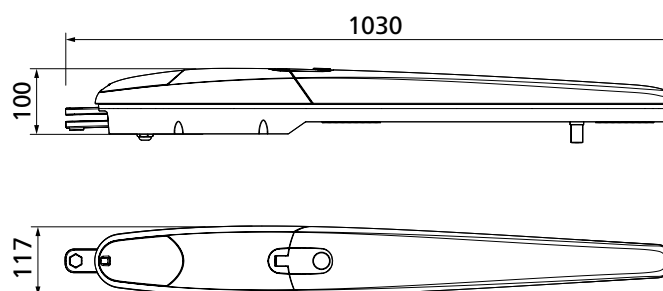
Irreversible electromechanical actuator

for swing gates with leaves up to 6 m in length

Available in two versions:
24V and **230V**



- Equipped with mechanical opening and closing stop
- Sturdy mechanical transmission in steel and bronze for maximum durability and reliability
- Aluminum release handle with personalized key
- Large connection compartment located at the top of the engine



TECHNICAL FEATURES

Description	24V for leaves up to 6 m	230V for leaves up to 6 m
MODEL	STARK6-24V	STARK6-230V
CODE	22K004	22K005
Maximum leaf length (m)	6	6
Maximum leaf weight (Kg)	750	750
Power supply (Vac - Hz)	24 Vdc	230
Idling current (A)	0,8	1
Full load current (A)	7	1,2
Maximum electric power (W)	170	240
Opening time of the leaf 0 ÷ 90° (s)	28	25
Maximum travel (mm)	540	540
Operating speed (m/s)	0,016	0,016
Maximum thrust (N)	2400	2000
Working temperature (°C)	-20 ÷ +55	-20 ÷ +55
Protection degree (IP)	44	44
Duty cycle (%)	80	30
Motor weight (Kg)	9	10

CONTROL UNITS TO BE USED

		
CITY2+ Digital control unit for 24V motors	CITY1-EVO Digital control unit for 230V motors	FLEXY2 Analogue control unit for 230V motors

ACCESSORIES

		
162913 12V horizontal electric lock	162912 12V vertical electric lock	ACC009 Warning sign

ELECTRONIC KITS

Kit MODEL ▼	CONTROL UNIT	PHOX2	MR2	SENSIVA-XS	LUMOS-M	Kit CODE ▼
Kit UNIVERSAL 1E	CITY1-EVO	■ ■	■	■	■	28A087
Kit UNIVERSAL 2	FLEXY2	■ ■		■	■	28A061
Kit UNIVERSAL 2+	CITY2+	■ ■	■	■	■	28A117

CALYPSO

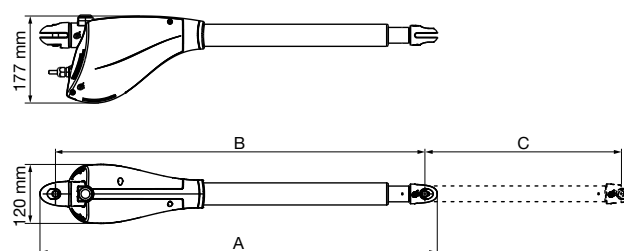
**230V irreversible
electromechanical
actuator**

**for swing gates
with leaves
up to 4 m in length**

Available in three versions:
400, 500 and 600 mm



- Single version for both right and left leaves
- Practical release system
- 400 version for leaves up to 2.5 m
- 500 version for leaves up to 3 m
- 600 version for leaves up to 4 m



	CALYPSO 400	CALYPSO 500	CALYPSO 600
A	819	944	1044
B	762	887	987
C	400	500	600

TECHNICAL FEATURES

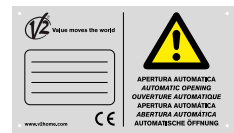
Description	230V for leaves up to 2.5 m	230V for leaves up to 3 m	230V for leaves up to 4 m
MODEL	CALYPSO 400	CALYPSO 500	CALYPSO 600
CODE	22G001	22G003	22G016
Maximum leaf length (m)	2,5	3	4
Maximum leaf weight (Kg)	400	500	500
Power supply (Vac - Hz)	230 - 50	230 - 50	230 - 50
Idling current (A)	0,8	0,8	0,8
Full load current (A)	1,2	1,2	1,2
Maximum electric power (W)	250	250	250
Opening time of the leaf 0 ÷ 90° (s)	22	25	30
Maximum travel (mm)	400	500	600
Operating speed (m/s)	0,016	0,016	0,016
Maximum thrust (N)	2300	2300	2300
Working temperature (°C)	-30 ÷ +50	-30 ÷ +50	-30 ÷ +50
Protection degree (IP)	44	44	44
Duty cycle (%)	30	30	30
Motor weight (Kg)	6,5	6,8	7,1

CONTROL UNITS TO BE USED



CITY1-EVO	FLEXY2
Digital control unit for 230V motors	Analogue control unit for 230V motors

ACCESSORIES



162913	162912	162237	ACC009
12V horizontal electric lock	12V vertical electric lock	Brackets to screw kit	Warning sign

CALYPSO KIT




Kit MODEL ▼	CONTROL UNIT	PHOX2	MR2	SENSIVA-XS	LUMOS-M	ACC009	Kit CODE ▼
Kit Light-E CALYPSO-230V	CITY1-EVO	■ ■	■				29D044
Kit Full-E CALYPSO-230V	CITY1-EVO	■ ■	■	■	■	■	29D045
Kit Light-A CALYPSO-230V	FLEXY2	■ ■	■				29D029
Kit Full-A CALYPSO-230V	FLEXY2	■ ■	■	■	■	■	29D030

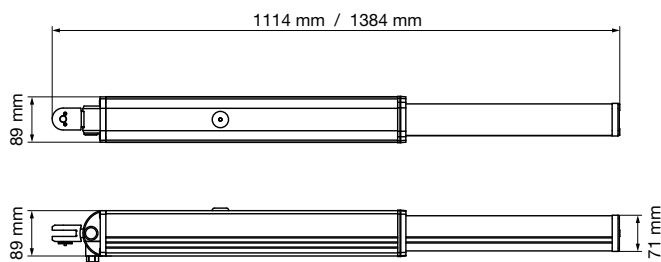
URSUS

230V hydraulic actuator

for swing gates
with leaves
up to 6 m in length



- Ideal for intensive use
- Single version for right and left leaf
- Opening and closing lock
- Closure mechanic shock absorber
- Push and pull adjustment through adjustable valves



TECHNICAL FEATURES

Description	230V irreversible leaves up to 4 m	230V irreversible leaves up to 6 m
MODEL	URSUS-A33LB	URSUS-A43LB
CODE	22D015	22D016
Maximum leaf length (m)	4	6
Maximum leaf weight (Kg)	700	700
Power supply (Vac - Hz)	230 - 50	230 - 50
Full load current (A)	1	1
Maximum electric power (W)	230	230
Opening time of the leaf 0 ÷ 90° (s)	22	33
Maximum travel (mm)	265	400
Operating speed (m/s)	0,01	0,01
Maximum thrust (N)	7000	7000
Working temperature (°C)	-10 ÷ +90	-10 ÷ +90
Protection degree (IP)	65	65
Duty cycle (%)	100	100
Motor weight (Kg)	9,5	11

CONTROL UNITS TO BE USED



CITY1-EVO	FLEXY2
Digital control unit for 230V motors	Analogue control unit for 230V motors

ACCESSORIES



162913	162912	ACC009
12V horizontal electric lock	12V vertical electric lock	Warning sign

ELECTRONIC KITS



Kit MODEL ▼	CONTROL UNIT	PHOX2	MR2	SENSIVA-XS	LUMOS-M	Kit CODE ▼
Kit UNIVERSAL 1E	CITY1-EVO	■ ■	■	■	■	28A087
Kit UNIVERSAL 2	FLEXY2	■ ■		■	■	28A061

ZORUS

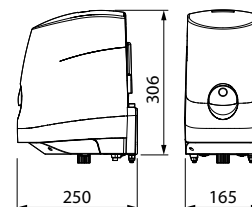


24V irreversible electromechanical pivoting arm actuator

for swing gates
with leaves
up to 4.2 m in length



- Easy installation on pillars of medium / big dimensions
- Obstacle detection
- Programmable acceleration and deceleration
- Self-learning of opening and closing times
- Operation in case of absence of power using the 161237 backup battery
- Operation with solar power using the ECO-LOGIC system
- Programming achieved using 3 program buttons and display
- Plug-in adaptor for modular radio receiver MR2
- 2 inputs for photocells with self-test function
- 2 inputs for mechanical or resistive safety edges
- Output for flashing light 24V with or without intermittence
- Courtesy light output
- Energy Saving function to minimise consumption in stand-by mode
- Operational cycle counter. with programmable maintenance reminders
- ADI connector for connecting optional module
















TECHNICAL FEATURES

Description	24V motore SLAVE for leaves up to 2.8 m	230V MASTER motor with control unit for leaves up to 2.8 m	24V motore SLAVE for leaves up to 4.2 m	230V MASTER motor with control unit for leaves up to 4.2 m
MODEL	ZORUS2-S	ZORUS2-M	ZORUS4-S	ZORUS4-M
CODE	22E010	22E011	22E012	22E013
Maximum leaf length (m)	2,8	2,8	4,2	4,2
Maximum leaf weight (Kg)	300	300	500	500
Power supply (Vac - Hz)	24 Vdc	230 - 50	24 Vdc	230 - 50
Maximum electric power (2 motors) (W)	-	280	-	350
Speed (rpm)	1,5	1,5	1,5	1,5
Torque (Nm)	650	650	760	760
Working temperature (°C)	-20 ÷ +55	-20 ÷ +55	-20 ÷ +55	-20 ÷ +55
Working cycle (cycles/hour)	80	80	80	80
Motor weight (kg)	7,5	7,5	7,5	7,5
Protection degree (IP)	44	44	44	44
Maximum load on 24 Vac accessories (W)	7	7	7	7

NOTE: the single motors are not supplied with an articulated arm. The most suitable arm for the gate must be chosen from the list of accessories.

ACCESSORIES

				
162271	162272	162273	162274	
Articulated arm for leaves up to 1.8 m. Maximum distance between the rotation axis of the gate and the gearmotor reducer surface 200 mm	Articulated arm for leaves up to 4.2 m. Maximum distance between the rotation axis of the gate and the gearmotor reducer surface 350 mm	Sliding articulated arm for leaves up to 1.8 m. Left version	Sliding articulated arm for leaves up to 1.8 m. Right version	
				
162275	11B047 ▪ MR2	161230 ▪ WF01	161237	161238
Articulated arm with joints (+/-8° rotation) for leaves up to 4.2 m.	433.92 MHz plug-in receiver. Also available in 868.30 MHz version (code 11B048)	WIFI module for managing via V2 GO	Battery 24 V 1,6 Ah	Battery charger for 161237
				
162662 ▪ BLINDO44	162913	162912		
External release kit with metallic wire	12V horizontal electric lock	12V vertical electric lock	Warning sign	

ZORUS KIT

						
Kit MODEL ▼	PHOX2	MR2	SENSIVA-XS	LUMOS-M	ACC009	Kit CODE ▼
Kit Light ZORUS2-24V	■ ■	■				29E033
Kit Full ZORUS2-24V	■ ■	■	■	■	■	29E034
Kit Light ZORUS4-24V	■ ■	■				29E035
Kit Full ZORUS4-24V	■ ■	■	■	■	■	29E036

NOTE: the ZORUS KITS contain the articulated arm model 162272

BLITZ

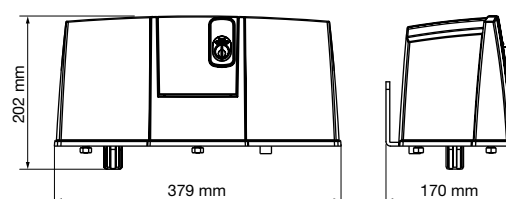
Irreversible electromechanical pivoting arm

for swing gates
with leaves
up to 3 m in length

Available in two versions:
24V and **230V**



- Single version for both right and left leaves
- 24V version for intensive use
- Internal release lever
- Integrated double electric limit switch
- Internal start capacitor
- Possibility of external release



TECHNICAL FEATURES

Description	24V for leaves up to 3 m	230V for leaves up to 3 m
MODEL	BLITZ-24V	BLITZ-230V
CODE	22E002	22E001
Maximum leaf length (m)	3	3
Maximum leaf weight (Kg)	800	800
Power supply (Vac - Hz)	24 Vdc	230 - 50
Full load current (A)	7,5	2,5
Maximum electric power (W)	-	575
Speed (Rpm)	1,4 - 0,5	1,6
Torque (Nm)	320	340
Working temperature (°C)	-30 ÷ +60	-30 ÷ +60
Protection degree (IP)	44	44
Duty cycle (%)	80	20
Motor weight (Kg)	14,6	14,6

CONTROL UNITS TO BE USED



CITY2+	CITY1-EVO	FLEXY2
Digital control unit for 24V motors	Digital control unit for 230V motors	Analogue control unit for 230V motors



162219	ACC009
External release kit with 4 m metallic wire	Warning sign

ELECTRONIC KITS




Kit MODEL ▼	CONTROL UNIT	PHOX2	MR2	SENSIVA-XS	LUMOS-M	Kit CODE ▼
Kit UNIVERSAL 1E	CITY1-EVO	■ ■	■	■	■	28A087
Kit UNIVERSAL 2	FLEXY2	■ ■		■	■	28A061
Kit UNIVERSAL 2+	CITY2+	■ ■	■	■	■	28A117

VULCAN

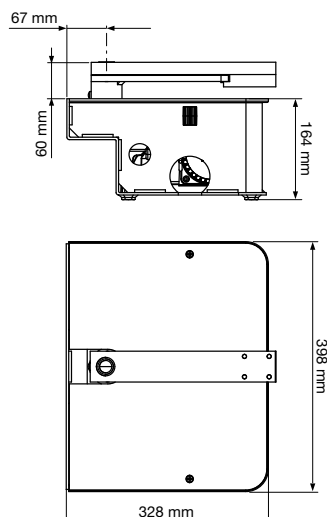
**Irreversible
electromechanical
motor reducer for
underground
installation**

**for swing gates
with leaves
up to 3.5 m in length**

Available in two versions:
24V and **230V**



- Sealed motor reducer
- Opening up to 110° with the levers supplied
- Opening up to 360° with the accessory lever (162218)
- 7M version with 7-metre long power cable
- The special mounting holes allow Vulcan motors to be installed inside numerous existing models of foundation boxes
- Adjustable opening and closing mechanical stop









TECHNICAL FEATURES

Description	24V for leaves up to 3.5 m (cable length 2 m)	230V for leaves up to 3.5 m (cable length 2 m)	230V for leaves up to 3.5 m (cable length 7 m)
MODEL	VULCAN-24V	VULCAN-230V	VULCAN-230V-7M
CODE	22F012	22F003	22F008
Maximum leaf length (m)	3,5	3,5	3,5
Maximum leaf weight (Kg)	600	800	800
Power supply (Vac - Hz)	24 Vdc	230 - 50	230 - 50
Full load current (A)	15	2,4	2,4
Maximum electric power (W)	-	550	550
Opening time of the leaf 0 ÷ 90° (s)	15 - 25	17	17
Maximum torque (Nm)	320	320	320
Working temperature (°C)	-20 ÷ +55	-20 ÷ +55	-20 ÷ +55
Protection degree (IP)	67	67	67
Duty cycle (%)	80	30	30
Motor weight (Kg)	11,5	11	11

CONTROL UNITS TO BE USED

		
CITY2+ Digital control unit for 24V motors	CITY1-EVO Digital control unit for 230V motors	FLEXY2 Analogue control unit for 230V motors

ACCESSORIES

			
162233 Cataphoresis-finished steel foundation box with 110° opening and release levers	162218 Lever unit for opening >110° + release lever	162215 Encoder. Also available with 7m long cable (cod.162238)	162913 12V horizontal electric lock
			
162912 12V vertical electric lock	ACC009 Warning sign		

VULCAN KIT

Kit MODEL ▼	CONTROL UNIT	PHOX2	MR2	SENSIVA-XS	LUMOS-M	ACC009	Kit CODE ▼
Kit Light VULCAN-24V	CITY2+	■ ■	■				29G011
Kit Full VULCAN-24V	CITY2+	■ ■	■	■	■	■	29G012
Kit Light VULCAN-230V	CITY1-EVO	■ ■	■				29G015
Kit Full VULCAN-230V	CITY1-EVO	■ ■	■	■	■	■	29G016

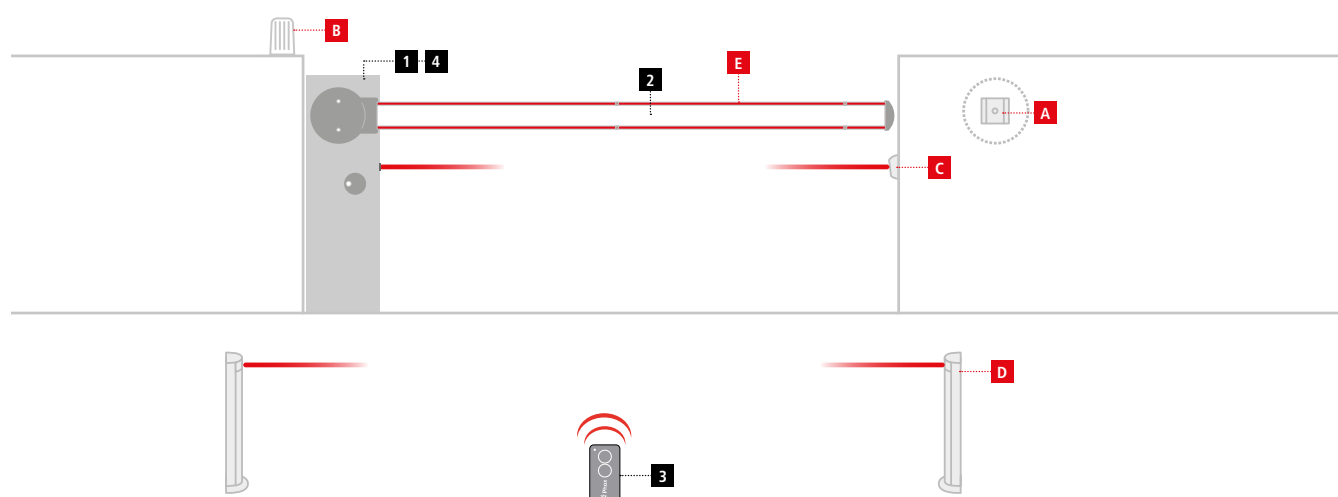


INDEX OF PRODUCTS



NUUR _____	38
Accessories for 4m barriers _____	40
Accessories for 6m barriers _____	40
Common accessories _____	41
Inductive loop detectors _____	41

EXAMPLE SYSTEM



COMPONENTS

- 1 Motor
- 2 Boom
- 3 Transmitter
- 4 Receiving module

ADDITIONAL ACCESSORIES

- A Key switch
- B Flashing light
- C Photocells
- D Pillar photocells
- E Lights kit (boom)

CABLE TO BE USED

LENGTH OF THE CABLE	< 10 metres	from 10 to 20 metres	from 20 to 30 metres
Power supply (230V)	3G x 1,5 mm ²	3G x 1,5 mm ²	3G x 2,5 mm ²
Photocells (TX)	2 x 0,5 mm ²	2 x 0,5 mm ²	2 x 0,5 mm ²
Photocells (RX)	4 x 0,5 mm ²	4 x 0,5 mm ²	4 x 0,5 mm ²
Key switch	2 x 0,5 mm ²	2 x 0,5 mm ²	2 x 0,5 mm ²
Flashing light	2 x 1,5 mm ²	2 x 1,5 mm ²	2 x 1,5 mm ²

NUUR



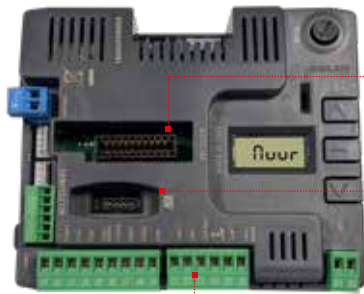
24V rapid opening automatic raise arm barrier for residential and multiple use installations up to 6 m width

- Accurate and safe operation with encoder
- Obstacle detection
- Self-learning of opening and closing times
- Slow-down in the limit switch area
- Balancing spring included
- White painted aluminum bar (accessory)
- Digital control unit programmable using 3 program buttons and display
- Plug-in adaptor for modular radio receiver MR2
- ADI connector for WF01 module that allows control of the barrier with the V2 GO App
- Input for photocells with self-test function
- Input for mechanical safety edges
- Courtesy light output
- Holding magnet output
- Energy Saving function to minimise consumption in stand-by mode
- Programmable acceleration and deceleration
- Operation in case of absence of power using the backup battery
- Operation with solar power using the ECO-LOGIC system
- Operation with the optional SYNCLUX module




TECHNICAL FEATURES

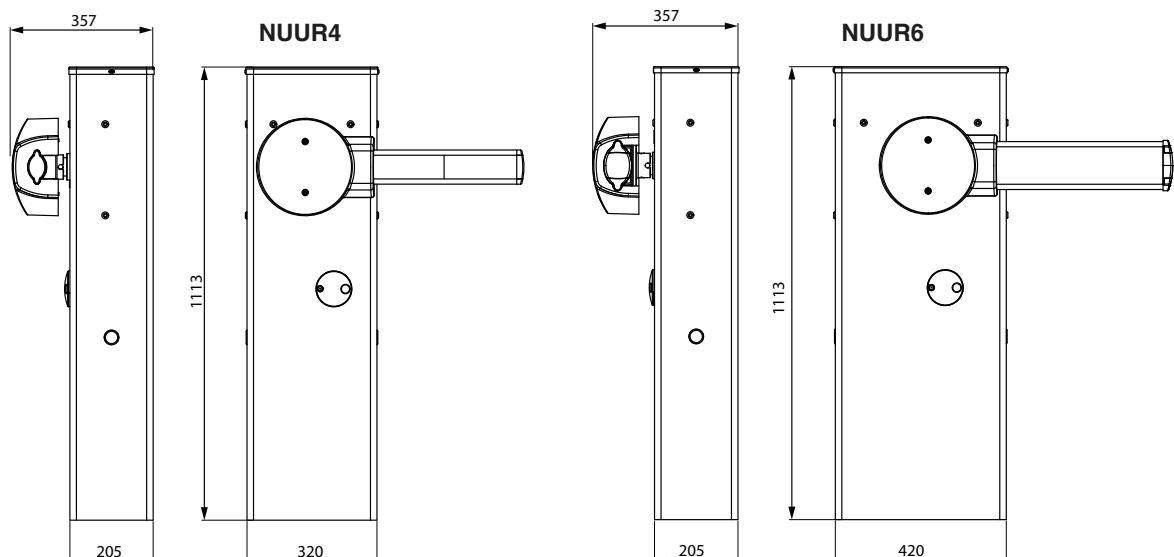
Description	24V for booms up to 4 m	24V for booms up to 6 m
MODEL	NUUR4	NUUR6
CODE	36A032	36A033
Power supply (Vac - Hz)	230 - 50	230 - 50
Motor power supply (Vac - Hz)	24 Vdc	24 Vdc
Maximum electric power (W)	300	240
Opening time (s)	3 ÷ 4	5 ÷ 6
Working temperature (°C)	-20 ÷ +55	-20 ÷ +55
Duty cycle % - (max. cycles/hour)	80 - (300)	80 - (200)
Motor weight (Kg)	44	52



- Digital control unit programmable using 3 program buttons and display
- Plug-in adaptor for modular radio receiver MR2
- ADI connector for WF01 module that allows control of the barrier with the V2 GO App
- Operation with the optional SYNCLUX module that allows:
 - the synchronized operation of two barriers
 - control of a traffic light
 - the control of a programmable relay output



With the optional SYNCLUX module it is also possible to drive an RGB LED strip to be installed on the rod to indicate the status of the barrier with different colors.



ACCESSORIES FOR 4 m BARRIERS



163638	163677	163651	163687
Boom for 4 m passage	RGB-LED adhesive strip (4 m) NOTE: codes 163675 and 163676 are also required for installation	Indicator lights. Length 4 m NOTE: code 163641 is also required for installation	Anchor plate (1 set included with NUUR4)



163684	163679
Joint for boom	Boom cover

ACCESSORIES FOR 6 m BARRIERS



163647	163639	163653	163678
Boom for 3 m passage	Boom for 5 m passage	Joint for booms	RGB-LED adhesive strip (6 m) NOTE: codes 163675 and 163676 are also required for installation



163652	163688	163680
Indicator lights. Length 6 m NOTE: code 163641 is also required for installation	Anchor plate (1 set included with NUUR6)	Boom cover

COMMON ACCESSORIES


163675

Transparent protective rubber for RGB (6 pcs. of 1 m)


163641

Red protective rubber (9 pcs. of 1 m)


163643

Movable end support post


163605

End support post


163622

Reflective adhesive strips (24 pieces)


163650

Aluminium shelf (2 m)


163676 ▪ **SYNCLUX**

Module for the management of RGB strip lights or for the synchronized operation of 2 barriers


161261

Backup battery with built-in charger


CA123A

Adapter cable for connecting the ECO-LOGIC system


135017

Photocell for installation inside the barrier cabinet


11B047 ▪ **MR2**

433.92 MHz plug-in receiver module
Also available in 868.30 MHz version (code 11B048)


161230 ▪ **WF01**

WIFI module for managing the control panel via **V2GO**

INDUCTIVE LOOP DETECTORS


162241 ▪ **VEK1**

Inductive loop detectors (single-channel)


162242 ▪ **VEK2**

Inductive loop detectors (two-channel)


CAB106 ▪ **WIRE9**

Perimeter wire (9 m)

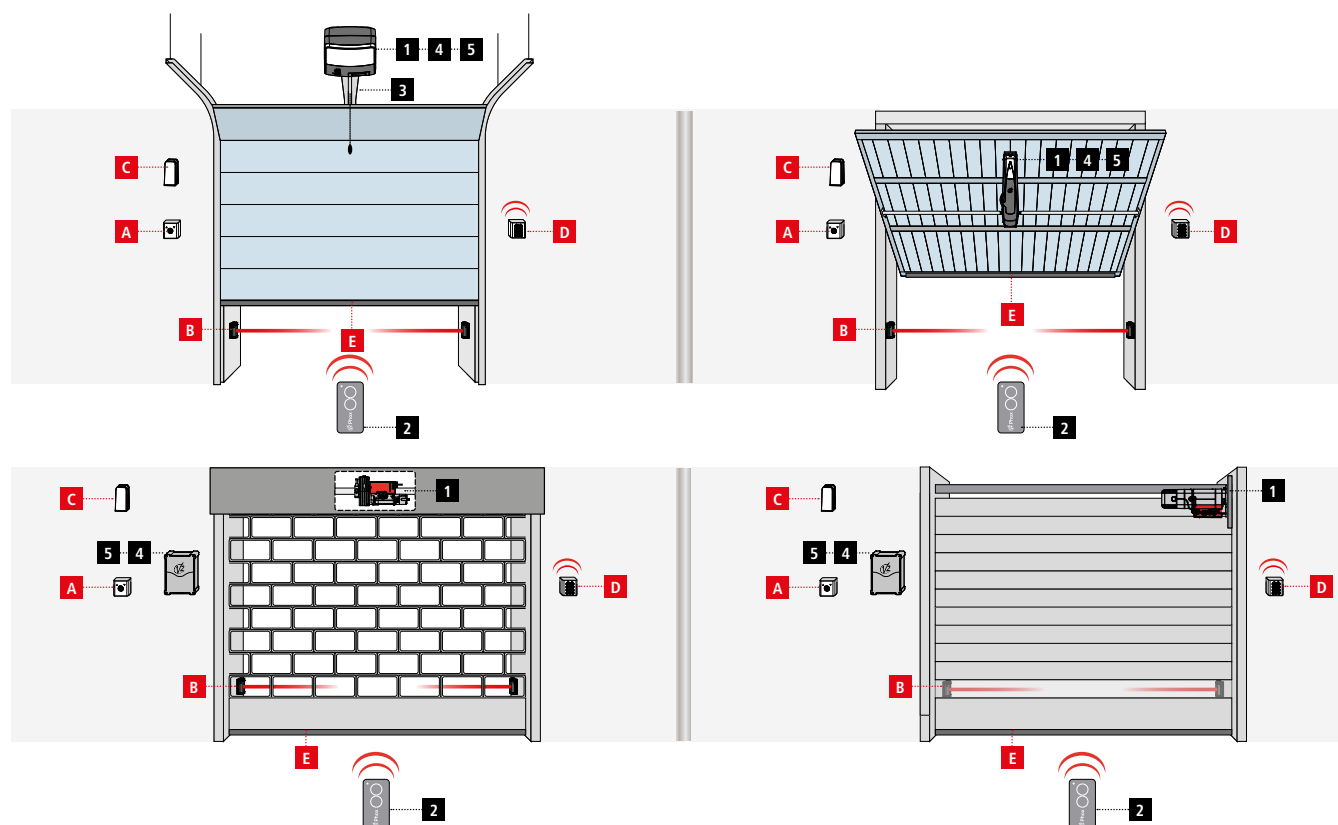


INDEX OF PRODUCTS



Motors for RESIDENTIAL USE	ATRIS	46
	STERN	48
	VEGA	50
	AGON	52
	ULK	54

EXAMPLE SYSTEM



COMPONENTS

- 5** Motor
- 2** Transmitter
- 3** Guide (chain / belt)
- 4** Control unit
- 5** Receiving module

ADDITIONAL ACCESSORIES

- E** Key switch
- B** Photocells
- C** Flashing light
- D** Digital radio switch
- E** Safety edges

CABLE TO BE USED

LENGTH OF THE CABLE	< 10 metres	from 10 to 20 metres	from 20 to 30 metres
Power supply (230V)	3G x 1.5 mm ²	3G x 1.5 mm ²	3G x 2.5 mm ²
Power supply (400V)	4G x 1.5 mm ²	4G x 1.5 mm ²	4G x 2.5 mm ²
Photocells (TX)	2 x 0.5 mm ²	2 x 0.5 mm ²	2 x 0.5 mm ²
Photocells (RX)	4 x 0.5 mm ²	4 x 0.5 mm ²	4 x 0.5 mm ²
Key switch	2 x 0.5 mm ²	2 x 0.5 mm ²	2 x 0.5 mm ²
Safety edges	2 x 0.5 mm ²	2 x 0.5 mm ²	2 x 0.5 mm ²
Flashing light	2 x 1.5 mm ²	2 x 1.5 mm ²	2 x 1.5 mm ²
Antenna (integrated into the flashing light)	RG174	RG174	RG174

ATRIS



24V electromechanical irreversible actuator

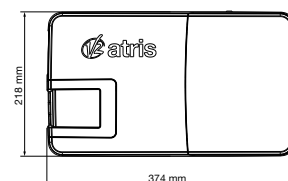
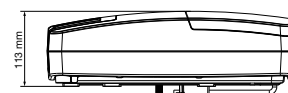
for sectional and balanced doors up to 15 m²

Available in two versions:
700 N and **1000 N**



- Accurate and safe operation with encoder
- Sound signalling during automatic closing
- Control panel with keypad and LCD display
- Compartment of connections protected by a lid
- Operation in case of absence of power using the B-PACK backup battery
- Operation with solar power using the ECO-LOGIC system
- Programming via 4 buttons and display
- Quick menu for easy programming of the device
- FAST operation mode (ATRIS-1000 version only)
- Plug-in adaptor for modular radio receiver MR2

- Input for photocells or safety edges
- Input for an external start button
- Input for an external stop button
- Output for flashing light 24V with intermittence
- Self-learning of times, slow-downs and forces both in opening and closing phase
- Obstacle detection function



TECHNICAL FEATURES

Description	24V maximum force 700N	24V maximum force 1000N
MODEL	ATRIS-700	ATRIS-1000
CODE	25C029	25C030
Power supply (Vac - Hz)	230 - 50	230 - 50
Maximum electric power (W)	330	805 - 820 (FAST)
Consumption in stand-by (W)	< 0,5	< 0,5
Door area (m ²)	< 10	< 15
Start force (N)	700	1000
Maximum speed (cm/s)	12 (opening) - 14 (closing)	Normal mode: 12 (opening) - 12 (closing) FAST mode: 20 (opening) - 20 (closing)
Working temperature (°C)	-20 ÷ +40	-20 ÷ +40
Duty cycle (%)	30	30
Protection degree (IP)	20	20
Motor weight (Kg)	6	7

ACCESSORIES



11B047 ▪ MR2	162504	162537
433.92 MHz plug-in receiver. Also available in 868.30 MHz version (code 11B048)	Adaptor bracket for counterweight balanced doors	External release kit with key



161212 ▪ B-PACK
Backup battery with built-in charger

PRE-ASSEMBLED GUIDE



CODE	TYPE	LENGTH	MAXIMUM DOOR HEIGHT	
			Sectional or spring balanced door	Counterweight balanced door
162560	catena	3,3 m (1 x 3,3 m)	2500 mm	2800 mm
162568	catena	3,3 m (2 x 1,65 m)	2500 mm	2800 mm
162562	catena	3,8 m (1 x 3,8 m)	3000 mm	3300 mm
162571	cinghia	3,3 m (1 x 3,3 m)	2500 mm	2800 mm
162574	cinghia	3,3 m (2 x 1,65 m)	2500 mm	2800 mm
162575	cinghia	3,8 m (1 x 3,8 m)	3000 mm	3300 mm

ATRIS KIT



Kit MODEL ▼	PHOX2	MR2	Kit CODE ▼
Kit ATRIS-700-433	■ ■	■	32B062
Kit ATRIS-700-868	■ ■	■	32B063
Kit ATRIS-1000-433	■ ■	■	32B064
Kit ATRIS-1000-868	■ ■	■	32B065

STERN

24V electromechanical irreversible actuator

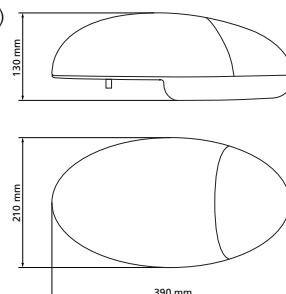
for sectional and balanced doors
up to 16 m²

Available in two versions:
620 N and **1000 N**



- Available in kits with guides in single pieces or in 3 pieces of 1 metre each
- All kits are equipped with 2 PHOX2 transmitters
- Possibility to memorize up to 120 different transmitters
- The assembling of the motor group with the guide quickly occurs through 4 screws and in case of problems of encumbrance to the ceiling, the motor is designed to be angled of 90° with respect to the axle of the guide
- Adjustments and programming by trimmer and dip switch
- Flashing light control with integrated intermittent function





- Inputs for wired Start, Stop commands
- Double input for opening and closing safety devices
- Possibility to power 24Vdc accessories
- Input for external antenna that can be used to increase the range of the transmitters
- Slowdown in opening and closing at low speed (customizable through dedicated programming)



TECHNICAL FEATURES

Description	24V maximum force 620N			24V maximum force 1000N	
MODEL	KIT STERN600-G1	KIT STERN600-G2	KIT STERN600-G3	KIT STERN1000-G4	KIT STERN1000-G5
CODE	32B052	32B053	32B054	32B055	32B056
Guide	1 x 3m	3 x 1m	1 x 4m	1 x 3m	1 x 4m
Power supply (Vac - Hz)	230~ - 50/60			230~ - 50/60	
Maximum electric power (W)	200			300	
Door area (m ²)	Sectional door < 10 Counterweight balanced door < 8,5			Sectional door < 16 Counterweight balanced door < 11	
Maximum door height (m)	2,4	2,4	3,4	2,4	3,4
Start force (N)	620			1000	
Maximum speed (cm/s)	19			19	
Working temperature (°C)	-20 ÷ +55			-20 ÷ +55	
Duty cycle (cycles / hour)	90			90	
Protection degree (IP)	40			40	
Motor weight (Kg)	10			10	

ACCESSORIES

			
162547	162548	162549	1725A4
Adaptor bracket for counterweight balanced doors	Additional fixing kit	Extension for trailing arm	External release kit with key

PRE-ASSEMBLED GUIDE



CODE	TYPE	LENGTH	MAXIMUM DOOR HEIGHT	
			Sectional or spring balanced door	Counterweight balanced door
162542	cinghia	3 m (1 x 3 m)	2400 mm	2700 mm
162543	cinghia	3 m (3 x 1 m)	2400 mm	2700 mm
162544	cinghia	4 m (1 x 4 m)	3400 mm	3700 mm

VEGA



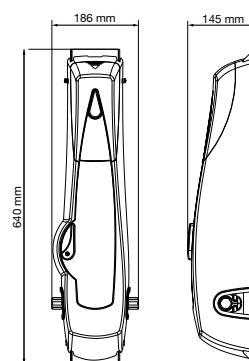
230V electromechanical irreversible actuator

for balanced doors
up to 9 m²



- Compact form and strong mechanics to guarantee optimal performance with all types of balanced doors
- Obstacle detection
- Self-learning of opening and closing times
- Built-in courtesy light
- Adjustable cams to be set as a limit switch or slowing down start
- Programming achieved using 3 program buttons and display
- Plug-in adaptor for modular radio receiver MR2
- 1 photocell input with self-test function
- 1 input for mechanical or resistive sensitive safety edges

- Output for 24V flashing light or warning light
- Courtesy light output
- Self-learning opening time and obstacle detection function
- Operational cycle counter, with programmable maintenance reminders
- Slowing down in the limit switch area
- Soft start during the opening phase (programmable time)





TECHNICAL FEATURES

Description	230V digital control unit	230V without control unit
MODEL	VEGA-C 230V	VEGA-230V
CODE	24A005	24A002
Power supply (Vac - Hz)	230 - 50	230 - 50
Door area (m ²)	9	14*
Full load current (A)	2,5	2,5
Maximum electric power (W)	575	575
Nominal speed of the motor (Rpm)	1,6	1,6
Capacitor (µF)	8	8
Working temperature (°C)	-20 ÷ +50	-20 ÷ +50
Duty cycle (%)	30	30
Protection degree (IP)	20	20
Motor weight (Kg)	9	9
Maximum accessory load 24V (W)	3	-

* Installation with 2 motors in combination with VEGA-C 230V

ACCESSORIES

				
162401	162407	162415	162411	162404
Straight telescopic arm with iron rod	Curved telescopic arm	Pair of curved telescopic arms with iron rod	Pair of transmission shafts with sleeves, 2 m in length	Pair of sleeves
				
162405	162406	162414	162402	162403
Kit for anchoring to the structure	Pair of tube guide brackets with bushes	1.2 m long anchoring backstay	1.8 m long anchoring backstay	External release kit with metal wire



11B047 • MR2

433.92 MHz plug-in receiver module
Also available in 868.30 MHz version
(code 11B048)

VEGA KIT

									
Kit MODEL ▼	VEGA-C 230V	PHOX2	MR2	162415	162411	162402	162405	162406	Kit CODE ▼
Kit VEGA 1	■	■ ■	■						32C007
Kit VEGA 2				■	■	■	■	■	32C002

AGON

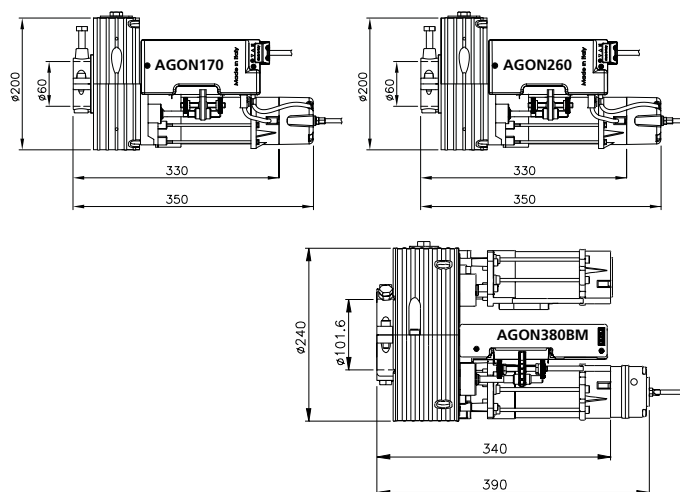
230V irreversible electromechanical actuator

**for shutters weighing
170 to 380 Kg**

Available in two versions:
with or without electro-brake



- Wires protected by special plastic container
- External limit switch unit easily accessible
- Pre-wired condenser
- Simple, intuitive limit switch adjustment
- Shaft adapter Ø 48 and crown Ø 220 included (170-260 models)
- Shaft adapter Ø 76 included (models 380)



TECHNICAL FEATURES

Description	170 Kg	170 Kg electro-brake	260 Kg electro-brake	380 Kg electro-brake
MODEL	AGON170	AGON170-FR	AGON260-FR	AGON380-FR
CODE	26A021	26A022	26A024	26B025
Power supply (Vac - Hz)	230 - 50	230 - 50	230 - 50	230 - 50
Absorbed current (A)	2,7	2,7	2,9	5,8
Maximum electric power (W)	630	630	670	1330
Lifting power (Kg)	170	170	260	380
Torque (Nm)	170	170	260	430
Motor crown speed (rpm)	10	10	10	8
Rolling shutter shaft Ø (B) (mm)	60/48	60/48	60/48	101/76
Motor crown Ø (A) (mm)	200/220	200/220	200/220	240
Motor weight (Kg)	7	8	9	18
Working temperature (°C)	-20 ÷ +55	-20 ÷ +55	-20 ÷ +55	-20 ÷ +55
Shutter maximum height (m)	7	7	7	7

CONTROL UNITS TO BE USED



EASY-TOP	EASY-BASIC
Digital control unit for 230V motors	Analogue control unit for 230V motors

ACCESSORIES



162645
Wall-mounted aluminum key selector with electro-brake release



162646
Aluminum key selector with control button and electro-brake release lever



162647
Aluminum key selector with tubular lock, control button and electro-brake release



162633
Electro-brake for AGON170 motors



162635
Ø 33 axle adapter for AGON170 and AGON260 motors



162636
Ø 42 axle adapter for AGON170 and AGON260 motors



162650
Ø 76 axle adapter for AGON380 motors



162649
Ø 90 axle adapter for AGON380 motors

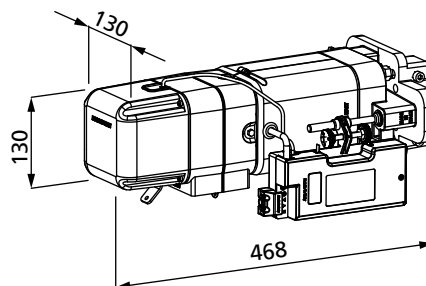
ULK

230V side gear motor

For shutters without compensating springs up to 600 Kg of weight



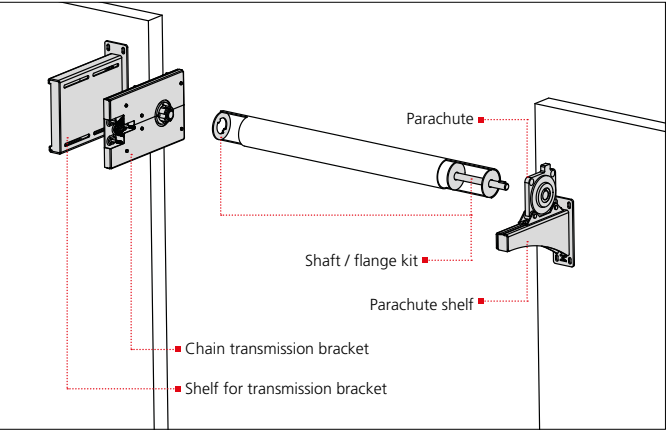
- Wires protected by special plastic container
- External limit switch unit easily accessible
- Simple, intuitive limit switch adjustment
- Practical chain release for manually operating the door in the event of a power failure



TECHNICAL FEATURES

Description	230V - 50Hz shutters up to 600 Kg
MODEL	ULK600-50HZ
CODE	26C006
Power supply (Vac - Hz)	230 - 50
Maximum electric power (W)	600
Lifting power (Kg)	600
Torque (Nm)	412
Speed (rpm)	4,6 (162637) / 9,3 (162648)
Limit (min)	6
Thermal time (min)	5
Motor weight (Kg)	13,4
Working temperature (°C)	-20 ÷ +55
Chain type	10A
Max diameter door (m)	0,44
Protection degree (IP)	30

TYPICAL INSTALLATION



CONTROL UNITS TO BE USED



EASY-TOP	EASY-BASIC
Digital control unit for 230V motors	Analogue control unit for 230V motors

ACCESSORIES



162637
Chain transmission bracket (4,6 rpm)



162648
Chain transmission bracket (9,3 rpm)



162638
Shelf for transmission bracket



162642
Parachute Ø 40



162643
Parachute shelf

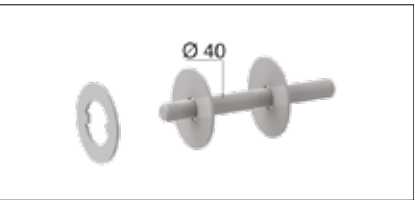


162644
Bearing Ø 40




162654
Wall-mounted key selector (plastic container)

MOUNTING ACCESSORIES FOR THE TRANSMISSION BRACKET



SHAFT / FLANGE KIT EUROPEAN MEASURES IN mm	
CODE	TYPE
162639	Ø 101.1 x 2
162640	Ø 133 x 4
162641	Ø 159 x 4.5

SHAFT / FLANGE KIT ENGLISH MEASURES (inches)	
CODE	TYPE
162651	Ø 4 inch
162652	Ø 5 inch
162653	Ø 6 inch





INDEX OF PRODUCTS

Control units for

SWING and SLIDING gates	CITY1-EVO	56
	CITY2+	57
	CITY4-EVO	58
	FLEXY2	59

Control units for

TRAFFIC LIGHTS	CITY5	60
----------------	-------	----

Control units for

ROLLING SHUTTERS	EASY-TOP	61
	EASY-LUX	62
	EASY-BASIC	63
	EASY1	63
	EASY2	64

Control units for

INDUSTRIAL doors	HEAVY1	65
------------------	--------	----

CITY1-EVO



Control unit

for swing and sliding gates

230V digital



- Programming achieved using 3 program buttons and display
- Power supply for 2 single-phase 230V motors
- Allows control of the motors equipped with an ENCODER
- USB plug to connect the control unit to a PC and manage control unit programming, firmware updates and diagnostics via software
- Connector for LOW ENERGY module that enables achieving important energy savings (<0.5 W)
- Plug-in adaptor for modular radio receiver MR2
- Start, pedestrian start and stop controls from transmitter
- Safety device test before any opening
- 230V flashing light output (use flashing lights with intermittence)
- Self-learning operating time function
- Obstacle detection function
- Operational cycle counter, with programmable maintenance reminders
- Soft start in fase di apertura e rallentamento in fase di chiusura (tempo programmabile)
- Monitoring of input status using the display
- Also available in CITY1-EVO-PB version, housed in an industrial box, equipped with safety disconnecting switch

ACCESSORIES

11B047 ▪ MR2



433.92 MHz plug-in receiver module. Also available in 868.30 MHz version (code 11B048)

161230 ▪ WF01



WIFI module for managing via V2 GO

161217 ▪ LUX2+



ADI module for the management of lights, traffic light or electro-brake

161218



LOW ENERGY module for saving electricity

TECHNICAL FEATURES

Description	230V for 230V motors	230V for 230V motors (industrial box)
MODEL	CITY1-EVO	CITY1-EVO-PB
CODE	12G041	12G048
Power supply (Vac - Hz)	230 - 50	230 - 50
Maximum motor load (W)	2 x 700	2 x 700
Maximum 24V accessories load (W)	10	10
Working temperature (°C)	-20 ÷ +60	-20 ÷ +60
Dimensions (mm)	295 x 230 x 100	400 x 300 x 165
Weight (g)	1600	4000
Protection degree (IP)	55	55

CITY2+



Control unit

for swing and sliding gates equipped with 2 x 24V motors

230V digital



- Programming achieved using 3 program buttons and display
- Plug-in adaptor for modular radio receiver MR2
- Start, pedestrian start and stop controls from transmitter
- Auxiliary channel management from transmitter
- Emergency pack battery input
- Encoder input
- Low voltage output for warning light or 24V flashing light
- Safety device test before any opening
- Amperometric sensor obstacle detection function with programmable threshold
- Operational cycle counter, with programmable maintenance reminders
- Leaf slow-down function in limit switch area to prevent noisy closures and rebounds
- Monitoring of input status using the display
- Energy Saving function to minimise consumption in standby mode
- Also available as CITY2+BC version configured to work with the ECO-LOGIC system (this version has no transformer or power supply card)

ACCESSORIES



11B047 • MR2

433.92 MHz plug-in receiver module. Also available in 868.30 MHz version (code 11B048)



161230 • WF01

WIFI module for managing via V2 GO



161217 • LUX2+

ADI module for the management of lights, traffic light or electro-brake



161212 • B-PACK

Backup battery with built-in charger

TECHNICAL FEATURES

Description	230V for 24V motors (2 x 150W)	24Vdc for 24V motors (2 x 150W)
MODEL	CITY2+	CITY2+BC
CODE	12A042	12A030
Power supply (Vac - Hz)	230 - 50	24 Vdc
Maximum total load (W)	250	250
Maximum load for each motor (W)	150	150
Maximum 24V accessories load (W)	7	7
Working temperature (°C)	-20 ÷ +60	-20 ÷ +60
Dimensions (mm)	295 x 230 x 100	295 x 230 x 100
Weight (g)	3000	1000
Protection degree (IP)	55	55

CITY4-EVO



Control unit

for swing gates (single leaf) and sliding gates

230V digital



- Programming achieved using 3 program buttons and display
- 230V power supply for 1 single-phase motor
- Allows control of the motors equipped with an ENCODER
- USB plug to connect the control unit to a PC and manage control unit programming, firmware updates and diagnostics via software
- Connector for LOW ENERGY module that enables achieving important energy savings (<0.5 W)
- Plug-in adaptor for modular radio receiver MR2
- Start, pedestrian start and stop controls from transmitter
- Auxiliary channel management from transmitter
- 230V flashing light output (use flashing lights with intermittence)
- Safety device test before any opening
- Self-learning operating time function
- Obstacle detection function
- Operational cycle counter, with programmable maintenance reminder
- Leaf slow-down function in limit switch area to prevent noisy closures and rebounds
- Slow start function during opening (programmable time)
- Monitoring of input status using the display

ACCESSORIES



11B047 ▪ MR2

433.92 MHz plug-in receiver module. Also available in 868.30 MHz version (code 11B048)



161230 ▪ WF01

WiFi module for managing via V2 GO



161217 ▪ LUX2+

ADI module for the management of lights, traffic light or electro-brake



161218

LOW ENERGY module for saving electricity

TECHNICAL FEATURES

Description	230V for 1 230V motor
MODEL	CITY4-EVO
CODE	12G044
Power supply (Vac - Hz)	230 - 50
Maximum motor load (W)	700
Maximum 24V accessories load (W)	10
Working temperature (°C)	-20 ÷ +60
Dimensions (mm)	295 x 230 x 100
Weight (g)	1600
Protection degree (IP)	55

CITY5

Control unit

for controlling a traffic light installed near an alternate-way traffic passageway

230V digital



- Programming achieved using 3 program buttons and display
- Management of 2 traffic light units
- Mains-independent lamps power supply
- Plug-in adaptor for modular radio receiver MR2
- 2 push-button inputs: entry, exit
- 1 control device input code
- 2 vehicle presence detection inputs (N.O. or N.C.)
- 1 emergency input, to guarantee green on exit
- Independent input and output control from transmitter
- 2 control outputs for the gate control unit (N.O. or N.C.) opening and closing
- 2 x 24V ac/dc outputs for supplying accessories
- On-card traffic-light status LEDs
- Vehicle transit counter, with restricted access upon reaching parking capacity
- Programming right-of-way criteria in both directions
- Monitoring of input status using the display

ACCESSORIES



11B047 • MR2

433.92 MHz plug-in receiver module
Also available in 868.30 MHz version
(code 11B048)

TECHNICAL FEATURES

Description	230V for traffic light
MODEL	CITY5
CODE	12G014
Power supply (Vac - Hz)	230 - 50
Power supply for the lamps of the light (Vac)	Direct or alternate current, max 250V
Maximum charge of the lamps of the light (A)	5
Maximum 24V accessories load (W)	3
Working temperature (°C)	-20 ÷ +60
Dimensions (mm)	195 x 145 x 80
Weight (g)	800
Protection degree (IP)	55

FLEXY2



Control unit

for swing and sliding gates

230V analogue
with **built-in receiver**
(433.92 MHz)



- Adjustment and programming by trimmer and dip-switch
- 230V power supply for 2 single-phase motors
- Built-in receiver (433,92 MHz)
- Possibility to store up to 240 Personal Pass transmitter
- RJ45 connector to connect the control unit to the programmer PROG2 via standard network cable (UTP)
- Start, pedestrian start and stop controls from transmitter
- Open/close limit switch inputs
- 230V flashing light output (use flashing lights with intermittence)
- Courtesy light output (also controllable by transmitter)
- Safety device test before any opening
- Leaf slow-down function in limit switch area to prevent noisy closures and rebounds
- Monitoring of input status shown by LEDs

TECHNICAL FEATURES

Description	230V for 230V motors
MODEL	FLEXY2
CODE	12G035
Power supply (Vac - Hz)	230 - 50
Maximum motor load (W)	700
Maximum 24V accessories load (W)	3
Working temperature (°C)	-20 ÷ +60
Dimensions (mm)	170 x 185 x 70
Weight (g)	800
Protection degree (IP)	55

EASY-TOP



Control unit

for rolling shutters

230V digital



- Programming achieved using program buttons and display
- 230V power supply for 1 single-phase motor
- Plug-in adaptor for modular radio receiver MR2
- Up, stop, down inputs
- Up, stop, down and courtesy light controls from transmitter
- 1 photocell input with self-test function
- 1 mechanical, resistive or optical-type safety edge input with self-test function
- 1 emergency (fire alarm / alarm) input
- 24V accessory power supply output
- 230V flashing light/courtesy light output
- Optical-type safety edge power adjustment output
- Plug-in terminal boards
- Monitoring of input status shown by display
- Option to install the cover with keypad (code 171224), making it possible to control the control unit directly, when used in combination with module 171226

ACCESSORIES



11B047 • MR2

433.92 MHz plug-in receiver module
Also available in 868.30 MHz version
(code 11B048)



35B025 • WES-EASY

Optional card for radio control of
safety devices using WES sensors



171224 • EASY-PULSE

3 push-button casing



171226 • EASY-PULSE

Push-button adapter

TECHNICAL FEATURES

Description	230V for 1 230V motor
MODEL	EASY-TOP
CODE	12C045
Power supply (Vac - Hz)	230 - 50
Maximum motor load (W)	1100
Maximum 24V accessories load (W)	3
Working temperature (°C)	-20 ÷ +60
Dimensions (mm)	170 x 185 x 70
Weight (g)	800
Protection degree (IP)	55

EASY-LUX



Control unit

for rolling shutters

230V digital
with **LED courtesy light**
and **keypad**



- Programming achieved using program buttons and display
- 230V power supply for 1 single-phase motor
- LED courtesy light integrated into the container
- Control keypad located on the cover
- Plug-in adaptor for modular radio receiver MR2
- Up, stop, down inputs
- Up, stop, down and courtesy light controls from transmitter
- 1 photocell input with self-test function
- 1 mechanical, resistive or optical-type safety edge input with self-test function
- 1 emergency (fire alarm / alarm) input
- 24V accessory power supply output
- 230V flashing light/courtesy light output
- Optical-type safety edge power adjustment output
- Plug-in terminal boards
- Monitoring of input status shown by display

ACCESSORIES

11B047 ▪ MR2



433.92 MHz plug-in receiver module
Also available in 868.30 MHz version
(code 11B048)

35B025 ▪ WES-EASY



Optional card for radio control of
safety devices using WES sensors



TECHNICAL FEATURES

Description	230V for 1 230V motor
MODEL	EASY-LUX
CODE	12C049
Power supply (Vac - Hz)	230 - 50
Maximum motor load (W)	1100
Maximum 24V accessories load (W)	3
Working temperature (°C)	-20 ÷ +60
Dimensions (mm)	170 x 185 x 70
Weight (g)	800
Protection degree (IP)	55

EASY-BASIC



Control unit

for rolling shutters

230V analogue
with **built-in receiver**
(433.92 MHz)



- Adjustment and programming by trimmer and dip-switch
- 230V power supply for 1 single-phase motor
- Built-in radio receiver (433,92 MHz)
- Operation with Personal Pass or Royal series transmitters
- Possibility of storing up to 30 different codes (Personal Pass)
- Start, stop / safety edge inputs
- 1 input for photocells
- Start and courtesy light from transmitter
- 230V output for flashing light or courtesy light
- Monitoring of input status shown by LEDs

EASY1



Control unit

for rolling shutters
and screens

230V analogue
with **built-in receiver**
(433.92 MHz)



- 230V power supply for 1 single-phase motor
- Maximum available power for 1 motor: 700W
- Built-in radio receiver capable of memorising 32 Personal Pass transmitters
- Separated start inputs to control the UP/DOWN function by two push-buttons
- Possibility to control the rolling shutter with one single push-button configuring the STEP BY STEP logic
- Operating with one or two push-buttons also from transmitter

TECHNICAL FEATURES

Description	230V for 1 230V motor	230V for 1 230V motor
MODEL	EASY-BASIC	EASY1
CODE	12C044	12C029
Power supply (Vac - Hz)	230 - 50	230 - 50
Maximum motor load (W)	1100	700
Maximum 24V accessories load (W)	3	-
Working temperature (°C)	-20 ÷ +60	-20 ÷ +60
Dimensions (mm)	170 x 185 x 70	41 x 127 x 24
Weight (g)	800	100
Protection degree (IP)	55	55

EASY2



Control unit

for rolling shutters

230V analogue
with **courtesy light**
and **automatic closure**



- Adjustment and programming by trimmer and dip-switch
- 230V power supply for 1 single-phase motor
- Plug-in adaptor for modular radio receiver MR2
- Up, stop, down inputs
- Up, stop, down and courtesy light controls from transmitter
- 1 photocell input with self-test function
- 1 mechanical, resistive or optical-type safety edge input with self-test function
- 230V flashing light output (use flashing lights with intermittence)
- Courtesy light output (also controllable by transmitter)
- Safety device test before any opening
- Monitoring of input status shown by LEDs

ACCESSORIES



11B047 ▪ MR2

433.92 MHz plug-in receiver module
Also available in 868.30 MHz version
(code 11B048)

TECHNICAL FEATURES

Description	230V for 1 230V motor
MODEL	EASY2
CODE	12C030
Power supply (Vac - Hz)	230 - 50
Maximum motor load (W)	700
Maximum 24V accessories load (W)	3
Working temperature (°C)	-20 ÷ +60
Dimensions (mm)	170 x 185 x 70
Weight (g)	800
Protection degree (IP)	55

HEAVY1



Control unit

for **230V** three-phase motors

230V digital with **INVERTER**



HEAVY1-PB

- Programming achieved using 3 program buttons and display
- Multilingual programming menu through 122x32 pixel graphic display
- Power supply for 1x230V three-phase motor (delta connection)
- Plug-in adaptor for modular radio receiver MR2
- Input for connection of an encoder
- Start control, pedal start, stop by transmitter
- Three relay outputs programmable as lights, electrolock, warning light, electrobrake or functioning test 12Vdc
- 230V flashing light output (use intermittent flashing light)
- Test of safety devices before each opening
- Precise adjustment of strength and speed during regular stroke and during slowdowns
- Self-learning function of the stroke
- Obstacle detection function through amperometric sensor
- Operational cycle counter with programmable maintenance reminder
- Monitoring of input status using the display
- Available in version with only board or housed in a container (made of plastic or metal) with safety disconnecting switch and OPEN, CLOSE and EMERGENCY STOP buttons

ACCESSORIES



11B047 • MR2

433.92 MHz plug-in receiver module. Also available in 868.30 MHz version (code 11B048)



161230 • WF01

WIFI module for managing via V2 GO



161217 • LUX2+

ADI module for the management of lights, traffic light or electro-brake



161216 • SYNCRO

ADI modules for synchronized operation of two control units

TECHNICAL FEATURES

Description	230V with INVERTER electronic board only	230V with INVERTER plastic box
MODEL	HEAVY1	HEAVY1-PB
CODE	12B052	12B055
Power supply (Vac - Hz)	230 - 50	230 - 50
Motor drive frequency (Hz)	5 ÷ 99	5 ÷ 99
Maximum motor load (W)	1500	1500
Maximum 24V accessories load (W)	20	20
Working temperature (°C)	-20 ÷ +60	-20 ÷ +60
Dimensions (mm)	200 x 172 x 80	400 x 300 x 165
Weight (g)	1800	4500
Protection degree (IP)	-	56



phox



INDEX OF PRODUCTS

Transmitters _____	PHOX _____	68
	KEHO _____	69
	PMR _____	69
	MATCH _____	70
Receivers _____	WALLY _____	71
	MR2 _____	71
	WALLY2-230V _____	72
	RXP4 _____	72
Miniaturized control modules _____	DEV _____	73
	WF01 _____	73
Programming devices and software _____	PROG2 _____	74
	FLASH-PROG _____	74
	WINPPCLNET _____	75

PHOX

Personal Pass transmitter

433.92 - 868.30 MHz
rolling code



- Rolling code transmission
- 433.92 MHz and 868.30 MHz version
- 2-button and 4-button version, programmable or factory set
- Possibility to obtain up to 14 channels by combining the pressure of multiple buttons
- Programming via radio through Flash-prog and WINPPCLNET without having to remove the transmitter from the single box
- Possibility of programming - using WINPPCLNET - spare transmitters able to replace transmitters previously stored on the system
- Available in multi-colour packs: 10 transmitters in 5 different colours (2 transmitters per colour)

TECHNICAL FEATURES

MODEL	PHOX2-433	PHOX2P-433	PHOX4-433	PHOX4P-433	PHOX2-868	PHOX2P-868	PHOX4-868	PHOX4P-868
CODE	10V001	10V002	10V003	10V004	10V005	10V006	10V007	10V008
Frequency (MHz)	433,92	433,92	433,92	433,92	868,30	868,30	868,30	868,30
Buttons	2	2	4	4	2	2	4	4
Factory set	•		•		•		•	
To serialize		•		•		•		•
Range in open field (m)	350				250			
Power supply (battery type)	Lithium 3V (CR2032)							
Max. absorption (mA)	< 10							
Dimensions (mm)	32,4 x 63,2 x 9,8							

MULTI-COLOUR PACK



MODEL	PHOX2-433	PHOX2P-433	PHOX4-433	PHOX4P-433	PHOX2-868	PHOX2P-868	PHOX4-868	PHOX4P-868
CODE	10V501	10V502	10V503	10V504	10V505	10V506	10V507	10V508

KEHO

Personal Pass transmitter

433.92 MHz
rolling code



- Rolling code transmission
- Possibility to obtain up to 14 channels by combining the pressure of multiple buttons
- Programming via radio through Flash-prog and WINPPCLNET without having to remove the transmitter from the single box
- Possibility of programming - using WINPPCLNET - spare transmitters able to replace transmitters previously stored on the system

TECHNICAL FEATURES

MODEL	KEHO4-433	KEHO4P-433
CODE	10R101	10R102
Frequency (MHz)	433,92	433,92
Factory set	•	
To serialize		•
Range in open field (m)	300	
Power supply (battery type)	Lithium 3V (CR2032)	
Max. absorption (mA)	< 10	
Dimensions (mm)	38 x 73 x 10	

PMR

Wall-mounted Personal Pass transmitter

433.92 MHz
rolling code



- Rolling code transmission
- Working range of up to 20 m in closed environments, passing through even 2 main walls, and 200 m in the open

TECHNICAL FEATURES

MODEL	PMR4
CODE	10K004
Frequency (MHz)	433,92
Buttons	4
Range in open field (m)	200
Power supply (battery type)	Lithium 3V (CR2032)
Max. absorption (mA)	10
Dimensions (mm)	70 x 70 x 17

MATCH

Royal transmitter and copier for fixed codes

433.92 MHz
Royal / 53200



- Ideal to copy all the fixed code transmitters transmitting at 433.92MHz
- Quick, easy programming
- Each button operates independently, so a single MATCH transmitter can store the code of four different transmitters
- Every button is already configured with a ROYAL type code at 20 bit; therefore, MATCH can be used immediately like a regular transmitter
- Possibility to configure the transmission code as 53200 at 12 bit

TECHNICAL FEATURES

MODEL	MATCH-W
CODE	10R005
Frequency (MHz)	433,92
Range in open field (m)	300
Power supply (battery type)	Lithium 3V (CR2032)
Max. absorption (mA)	< 8
Dimensions (mm)	38 x 73 x 10

WALLY

12/24V outdoor receiver

433.92 - 868.30 MHz
Personal Pass / Royal



- Operates with Royal or Personal Pass series transmitters
- Monostable, bistable or timer operating logic
- Possibility to store up to 1008 different codes
- Memory full warning
- Self-learning of transmitters managed by radio
- Management of the replacement transmitter
- It is possible to enable or disable the ROLLING CODE mode
- Basic programming using button P1 or advanced programming using the PROG2 programming device and WINPPCLNET software
- Plug-in terminal board

TECHNICAL FEATURES

MODEL	WALLY1-U-433	WALLY2-U-433	WALLY4-U-433	WALLY2-U-868
CODE	11G050	11G051	11G052	11G054
Frequency (MHz)	433,92	433,92	433,92	868,30
Channels	1	2	4	2
Power supply	12 - 24 Vac / 12 - 36 Vdc			
Absorption in stand-by (mA)	16 @ 24 Vdc			
Relay contacts (A)	1 @ 30 Vdc			
Sensibility	≥ -103 dBm			
S/N	> 17dB @ 100dBm m=100%			
Working temperature (°C)	-20 ÷ +60°C			
Protection degree (IP)	55			
Dimensions (mm)	132 x 26 x 74			

MR2

Plug-in receiver module for V2 control units

433.92 - 868.30 MHz
Personal Pass / Royal



- Operates with Royal or Personal Pass series transmitters
- 4 programmable channels with monostable, bistable or timer operating logics
- Possibility to store up to 1008 different codes
- Memory full warning
- Self-learning of transmitters managed by radio
- Management of the replacement transmitter
- It is possible to enable or disable the ROLLING CODE mode
- Basic programming using button P1 or advanced programming using the PROG2 programming device and WINPPCLNET software

TECHNICAL FEATURES

MODELLO	MR2-U-433	MR2-U-868
CODICE	11B047	11B048
Frequenza (MHz)	433,92	868,30
Sensibilità	≥ -103 dBm	
S/N	> 17dB @ 100dBm m=100%	
Temperatura di esercizio (°C)	-20 ÷ +60°C	
Dimensioni (mm)	52 x 35 x 15	

WALLY2-230V

230V outdoor receiver

433.92 MHz
Personal Pass / Royal



- Operates with Royal or Personal Pass series transmitters
- 2 programmable channels with monostable, bistable or timer operating logics
- Power relay for loads up to 1500W
- Possibility to store up to 240 different codes
- Memory full warning
- Self-learning of transmitters managed by radio
- Management of the replacement transmitter
- It is possible to enable or disable the ROLLING CODE mode
- Basic programming using button P1 or advanced programming using the PROG2 programming device and WINPPCLNET software

TECHNICAL FEATURES

MODEL	WALLY2-230V
CODE	11D012
Frequency (MHz)	433,92
Power supply (V - Hz)	230 - 50
Absorption in stand-by (mA)	20
Relay contacts (A)	10 (@ 250Vac)
Sensibility	≥ -103 dBm
S/N	> 17dB @ 100dBm m=100%
Working temperature (°C)	-20 ÷ +60
Protection degree (IP)	55
Dimensions (mm)	113 x 113 x 57

RXP4

24V outdoor receiver with display

433.92 - 868.30 MHz
Personal Pass / Royal



- Programming achieved using 3 program buttons and display
- Operates with Royal or Personal Pass series transmitters
- 4 programmable channels with monostable, bistable or timer operating logics
- Relay outputs 2 - 3 - 4 with N.O. or N.C. contact that can be selected using the jumpers
- Possibility to store up to 1008 different codes
- Memory full warning
- Self-learning of transmitters managed by radio
- Management of the replacement transmitter
- It is possible to enable or disable the ROLLING CODE mode
- Saving data on MR2 removable receiver module
- Data management via PROG2 and WINPPCLNET by inserting the removable module MR2 into connector TX of PROG2


TECHNICAL FEATURES

MODEL	RXP4-433	RXP4-868
CODE	11D017	11D018
Frequency (MHz)	433,92	868,30
Power supply	12-24 Vac/dc / 12-36 Vdc	
Absorption in stand-by (mA)	16 @ 24 Vdc	
Relay contacts (A)	relè 1 = 5A - 230Vac / relè 2 = 1A - 30Vdc relè 3 = 1A - 30Vdc / relè 4 = 1A - 30Vdc	
Sensibility	≥ -103 dBm	
S/N	> 17dB @ 100dBm m=100%	
Working temperature (°C)	-20 ÷ +60	
Protection degree (IP)	55	
Dimensions (mm)	170 x 185 x 70	



Miniaturized receiver

433.92 - 868.30 MHz
Personal Pass



- DEV-R1:** Miniaturized receiver to control a single phase asynchronous motor
- DEV-R2:** Miniaturized receiver to control a load up to 500W
- Power supply with extended range
 - Very low power consumption in stand-by
 - 433.92 MHz and 868.30 MHz version

- Compatible with Personal Pass transmitters
- Possibility to store up to 30 different codes
- Two wired inputs: up and down
- Integrated button for programming operations
- Sequential storage of transmitters
- Self-learning of transmitters managed by radio

TECHNICAL FEATURES

MODEL	DEV-R1-433	DEV-R1-868	DEV-R2-433	DEV-R2-868
CODE	12E105	12E106	11D021	11D022
Power supply (Vac - Hz)	85 ÷ 260 - 50/60	85 ÷ 260 - 50/60	85 ÷ 260 - 50/60	85 ÷ 260 - 50/60
Frequency (MHz)	433,92	868,30	433,92	868,30
Absorption in stand-by (mA)	0,25	0,25	0,25	0,25
Working temperature (°C)	-20 ÷ +60	-20 ÷ +60	-20 ÷ +60	-20 ÷ +60
Maximum operating time (s)	120	120	-	-
Dimensions (mm)	20 x 34 x 41	20 x 34 x 41	20 x 34 x 41	20 x 34 x 41

WF01

WIFI module for managing via V2 GO

The WF01 accessory is a device that, through WiFi communication, allows the movement and status of V2 automations equipped with ADI connector and compatible with the operation of this product to be controlled.



MODELLO	WF01
CODICE	161230

PROG2

Portable programming device

- Programming with random codes of blank transmitters
- Connector for memory modules and receivers of the series WALLY/MR2 to view, change, delete (partially or fully) the stored codes
- USB connector for PC connection and installation data management by means of the WINPPCLNET software



MODEL	PROG2-USB 433	PROG2-USB 868
CODE	161006	161007
Frequency (MHz)	433,92	868,30

FLASH-PROG

Quick programmer for PHOX transmitters

- Programming via radio of PHOX transmitters by simply placing the remote control on the programmer and proceeding with programming with Winppcl
- Dual frequency: enables programming 433.92 MHz and 868.30 MHz transmitters
- Direct connection to a PC via USB port
- Possibility to manage programming also via PROG2



MODEL	FLASH-PROG
CODE	161009

WINPPCLNET

Administration software

WINPPCLNET software is a program allowing the storage, consultation and updating of all the data and all the settings of the systems by using a Data Base.

WINPPCLNET can be used both by itself and also when connected to the PROG2 portable programming device. In the former case, it is only possible to work with the Data Base, while in the latter case, all the V2 device read/write operations can be performed.

In order to be able to use WINPPCLNET, it is necessary to obtain a contract activation code from V2 which will allow the devices to be customized with their own client codes.

It allows the installers to optimise their time by programming all the V2 TRANSMITTERS AND ACCESSORIES directly in their own workshop.

The configuration settings are then simply transferred to the receivers or the memory devices using the PROG2 device and installed on the system on site.

It allows rapid activation of a new user thanks to the option to automatically generate a series of random codes and then downloading them onto the receiver.

To activate a new user, simply program a blank transmitter with one of the codes already present in the memory.

WINPPCLNET also automatically checks the random codes generated in order to prevent preexisting codes from being created.

It allows printing and exporting of all information regarding users, transmitters, receivers and installations.

It allows tracing a transmitter within the database by displaying the receivers in which it is present.

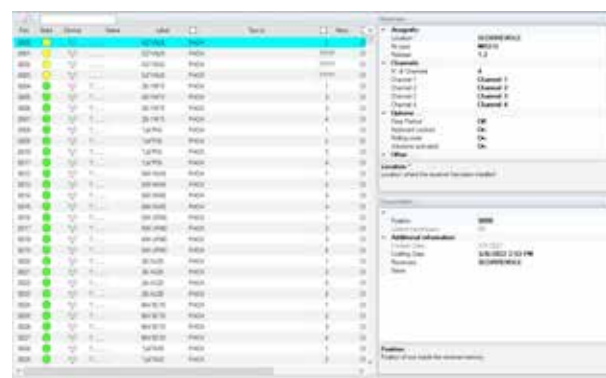
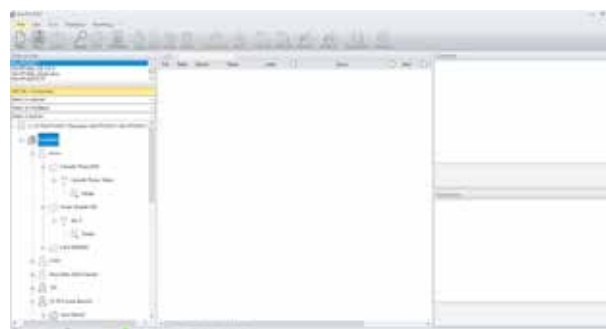
It allows the generation of transmitters, capable of substituting a transmitter previously memorised in a WALLY/MR2 series receiver, via radio.

It represents the platform for any future development of software and V2 applications.

Ability to convert databases from old WINPPCLNET versions very quickly thanks to the dedicated Net Converter application.

It guarantees full compatibility with the functions and management of the previous WINPPCLNET versions allowing the continuity of management of existing systems.

Available in versions for S.O. 32-bit and 64-bit, compatible with Windows 7, 8, Vista, 10 (NET.FRAMEWORK 4.7.2 or above)



MODEL	WINPPCLNETNET
CODE	21A001





INDEX OF PRODUCTS

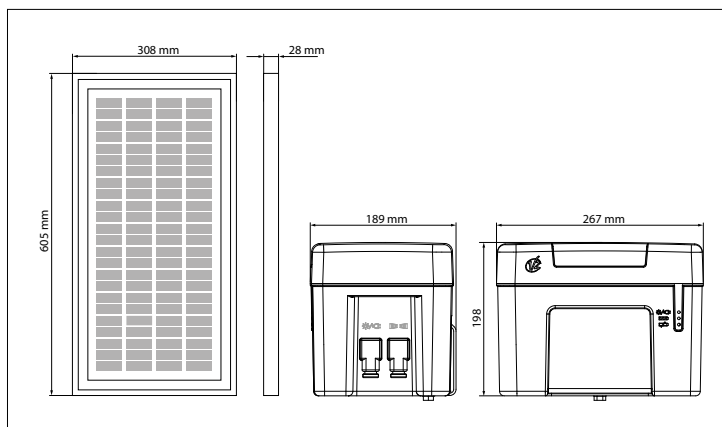
Solar energy systems	ECO-LOGIC	78
Access devices	SIRMO	79
	CLICK30	79
	KIBO	80
	PROKSIMA	81
Decoder	DEC4-PLUS	81
Photocells	SENSIVA	82
	SENSIVA-XS	82
	SENSIVA-180	82
	SENSIVA-PLUS	83
	SHIELD-180	83
	SENSIVA-WL	84
	FOT180BAT	84
Pillars	TOWER	85
Flashing lights	LUMOS	85
	BLINKO	85
	ML6	86
	FZA	86
Antenna	ANS433	86
Radio control system for safety edges	WES	87
Inductive loop detectors	VEK	87
Safety edges	TOUCH-CMM	88
	TOUCH-R	88
	FEEL	89

ECO-LOGIC

Solar energy kit



- ECO-LOGIC is the new V2 system to power the 24V automations with just solar energy
- This system allows the automation of installations, very far from the mains, without excavation works
- The panel converts the solar light into electric energy, stored in the battery box
- The battery box provides full autonomy to V2 24V systems, day and night and even after long periods of bad weather
- In the event of batteries being fully discharged, a quick charge is available via the additional 230V power adaptor
- Possibility to install an additional panel for intensive use or installed in the shade automations
- Three led on the front of the unit indicate the charge level of the batteries
- Two simple plug in connectors at the side of the unit provide quick and easy connection of both the control unit and solar panel
- The connector used for solar panel can also be connected to the auxiliary power supply



ACCESSORIES


172802

 Auxiliary power supply
for mains charging

172808

Additional solar panel

TECHNICAL FEATURES

Description	ECO-LOGIC accumulator unit	ECO-LOGIC solar panel	ECO-LOGIC mains power supply
MODEL	ECO-LOGIC		-
CODE	28A034		172802
Voltage output towards the control unit (Vdc)	24 - 28	-	-
Maximum voltage without load (Vdc)	-	42	-
Voltage at maximum power point (Vdc)	-	33,6	-
Power supply (Vac - Hz)	-	-	230 - 50
Maximum current (A)	16	-	-
Peak nominal power (W)	-	20	-
Nominal power (W)	-	-	36
Battery capacity (Ah)	18	-	-
Mains recharge time (h)	~15	-	-
Protection degree (IP)	44	-	-
Working temperature (°C)	0 ÷ +40 (charging) -20 ÷ +50 (in use)	-20 ÷ +80	0 ÷ +30
Weight (Kg)	12	2,2	1,7

SIRMO

Key switch with European cylinder

- Die-cast aluminium frame
- Burglar-proof
- Inner seal to ensure maximum tightness of the container
- Electrical contacts and levers protected by a plastic casing
- Possibility to manage multiple switches with the same lock, replacing the key knob supplied with the accessory one. 8 sets of knobs are available with the following codes:
172003 - 172004 - 172005 - 172006
172007 - 172008 - 172009 - 172010



TECHNICAL FEATURES

Description	key switch wall-mounted
MODEL	SIRMO-E
CODE	20A006
Dimensions (mm)	82 x 77 x 52
Working temperature (°C)	- 20 ÷ + 55 °C
Protection degree (IP)	44

CLICK30

Key selector

- Wall installation
- Plastic case
- Pre-wired connectors



TECHNICAL FEATURES

Description	key switch wall-mounted
MODEL	CLICK30
CODE	20A031
Dimensions (mm)	95 x 65 h 36mm
Working temperature (°C)	- 20 ÷ + 50 °C
Protection degree (IP)	44

KIBO

Digital radio or wired switch



Sturdy: die-cast aluminium case for effective vandal-proof safety

Waterproof: internal gasket to protect the case against water infiltration

Safe: the combination is a number from 1 to 8 digits, this allows you to generate over 10,000,000 combinations

Versatile: 9 different transmission channels to control one or more automations for outdoor awnings, shutters, shutters, doors, garage doors and gates of various types

Practical: backlit keyboard and acoustic and luminous signals to simplify device programming

Economic: the device is activated only when a key is pressed, once the transmission is finished it returns to stand-by

KIBO-R
Digital selector via radio with 3 different operating modes depending on the system it is associated with:
Personal Pass (52-bit rolling code),
Royal (18-bit standard V2 fixed code) e
53200 (12-bit fixed code)

KIBO-WIRED
Wired version digital selector to interface with DEC4 and RXP4-C decoders

TECHNICAL FEATURES

Description	digital switch radio. wall-mounted	digital switch radio. wall-mounted	digital switch wired. wall-mounted
MODEL	KIBO-R433	KIBO-R868	KIBO-WIRED
CODE	10L021	10L022	20A030
Frequency (MHz)	433,92	868,30	-
Power supply	3V (1 x CR2032 lithium battery)	3V (1 x CR2032 lithium battery)	12-24 Vac/dc
Max. absorption (mA)	< 1	< 1	-
Range in open field (m)	0,001 ÷ 15mA	0,001 ÷ 15mA	45 (24 Vac)
Working temperature (°C)	- 20 ÷ + 55 °C	- 20 ÷ + 55 °C	- 20 ÷ + 55 °C
Protection degree (IP)	54	54	44
Dimensions (mm)	77 x 100 x 36	77 x 100 x 36	77 x 100 x 36

PROKSIMA

Proximity system (READ & WRITE keys)


VTR

PROG-TAG

- Proximity systems are used with automation systems where it is necessary to use customized keys or passes to control access
- The proximity reader must be interfaced with a DEC4 decoder
- The keys and proximity cards are stored in the decoder
- Just move a key or a card near a Proksima reader to execute the command set in the decoder
- Proximity keys and passes can be factory serialised by V2 or programmed by the installer using the Protag terminal running WINPPCLNET interface software
- The keys and proximity cards are "read & write" devices that can be reprogrammed countless times. The access device programming code is unique and extremely safe
- Visual signalling through LED and acoustic through internal buzzer
- Die-cast aluminium frame
- Inner seal to ensure maximum tightness of the container

TECHNICAL FEATURES

Description	proximity reader wall-mounted	serialised proximity key*	device for programming proximity cards and passes
MODEL	PROKSIMA-EC	VTR	PROGTAG-USB
CODE	15C003	15B001	161502
Frequency (KHz)	-	125	-
Power supply (Vac)	12-24 Vac/dc	-	USB
Absorption (mW)	700	-	-
Working temperature (°C)	- 20 ÷ + 55 °C	- 20 ÷ + 55 °C	- 20 ÷ + 55 °C
Protection degree (IP)	55	55	55
Dimensions (mm)	82 x 77 x 32	22 x 30 x 5	100 x 195 x 40

* the code 15B003 is the proximity key to serialize

DEC4-PLUS

Remote decoder

- Programming via button and LED
- 4 normally open output relays
- Option to select the output type: monostable, step or timer
- Possibility to store up to 1008 different codes
- Basic programming using button or advanced programming using the PROG2 programming device and WINPPCL software
- Plug-in terminal board



TECHNICAL FEATURES

Description	remote decoder
MODEL	DEC4-PLUS
CODE	15D003
Power supply (Vac/dc)	12-24
Absorption in stand-by (mA)	17
Relay contact (A)	1 @ 30 Vdc
Maximum data wire length (m)	100
Working temperature (°C)	- 20 ÷ + 60
Protection degree (IP)	55
Dimensions (mm)	74 x 132 x 26

SENSIVA

Synchronised, adjustable wall- and pillar-mounted photocells

- They can be installed inside the TOWER pillars
- Adjustable by 30°
- Synchronised: the synchronism circuit allows the installation of two pairs of very close photocells, without them interfering with one another
- Secure: immune to interference from sunlight

TECHNICAL FEATURES

MODEL	SENSIVA
CODE	13C001
Optical range (m)	25
Dimensions (mm)	42 x 90 x 36
Power supply	12÷24 Vac / 12÷36 Vdc
Relay contact (A)	1 (max 30 Vdc)
Working temperature (°C)	-20 ÷ +60
Protection degree (IP)	44



SENSIVA-XS

Miniaturized wall-mounted photocells, synchronised and self-aligning

- Very small size (84x29x24 mm)
- Synchronised: the synchronism circuit allows the installation of two pairs of very close photocells, without them interfering with one another
- Secure: immune to interference from sunlight

TECHNICAL FEATURES

MODEL	SENSIVA-XS
CODE	13C002
Optical range (m)	20
Dimensions (mm)	29 x 84 x 24
Power supply	12÷24 Vac / 12÷36 Vdc
Relay contact (A)	1 (max 30 Vdc)
Working temperature (°C)	-20 ÷ +60
Protection degree (IP)	54



SENSIVA-180

Wall-mounted photocells, adjustable (180°) and synchronised

- Adjustable up to 180° on the horizontal axis and 30° on the vertical axis
- Synchronised: the synchronism circuit allows the installation of two pairs of very close photocells, without them interfering with one another
- Secure: immune to interference from sunlight

TECHNICAL FEATURES

MODEL	SENSIVA-180
CODE	13C003
Optical range (m)	20
Dimensions (mm)	41 x 115 x 38
Power supply	12÷24 Vac / 12÷36 Vdc
Relay contact (A)	1 (max 30 Vdc)
Working temperature (°C)	-20 ÷ +60
Protection degree (IP)	54



SENSIVA-PLUS

Wall-mounted photocells, synchronized (up to 8 pairs of devices) and adjustable (180°)

- Synchronized: ability to set 8 different transmission codes to simultaneously use 8 pairs of photocells without mutual interference
- Adjustable up to 180° on the horizontal axis and 30° on the vertical axis
- Automatic slow down of the detection signal in the event of snow to avoid undesired activations caused by the fall of the flakes

TECHNICAL FEATURES

MODEL	SENSIVA-PLUS
CODE	13C004
Optical range (m)	20
Dimensions (mm)	41 x 115 x 38
Power supply	12÷24 Vac / 12÷36 Vdc
Relay contact (A)	1 (max 30 Vdc)
Working temperature (°C)	-20 ÷ +60
Protection degree (IP)	54



SHIELD-180

Armoured wall-mounted photocells adjustable (180°) and synchronised

- Shockproof aluminium cover
- Adjustable up to 180° on the horizontal axis and 30° on the vertical axis
- Synchronised: the synchronism circuit allows the installation of two pairs of very close photocells, without them interfering with one another
- Secure: immune to interference from sunlight

TECHNICAL FEATURES

MODEL	SHIELD-180
CODE	13C007
Optical range (m)	20
Dimensions (mm)	74 x 141 x 55
Power supply	12÷24 Vac / 12÷36 Vdc
Relay contact (A)	1 (max 30 Vdc)
Working temperature (°C)	-20 ÷ +60
Protection degree (IP)	55



SENSIVA-WL

Synchronized, adjustable (180°), wall mounted photocells with battery powered transmitter. Only for 230V automations



- Possibility to connect a resistive or traditional safety edge on the transmitter
- Synchronised: ability to set two different transmission codes to simultaneously use two pairs of photocells without mutual interference
- Adjustable up to 180° on the horizontal axis and 30° on the vertical axis
- Automatic slow down of the detection signal in the event of snow to avoid undesired activations caused by the fall of the flakes

TECHNICAL FEATURES

MODEL	SENSIVA-WL
CODE	13C005
Optical range (m)	20
Dimensions (mm)	41 x 115 x 38
Power supply (RX)	12÷24 Vac / 12÷36 Vdc
Power supply (TX)	2 batteries 1,5V AAA
Relay contact (A)	1 (max 30 Vdc)
Working temperature (°C)	-20 ÷ +60
Protection degree (IP)	54

FOT180BAT

Synchronized, adjustable (180°), wall mounted photocells with battery powered transmitter. For 24Vdc and 230V automations with inverter



- Possibility to connect a resistive or traditional safety edge on the transmitter
- Synchronised: ability to set two different transmission codes to simultaneously use two pairs of photocells without mutual interference
- Adjustable up to 180° on the horizontal axis and 30° on the vertical axis
- Possibility to adjust the intervention speed

TECHNICAL FEATURES

MODEL	FOT180BAT
CODE	13S010
Optical range (m)	20
Dimensions (mm)	40 x 104 x 36
Power supply (RX)	12÷24 Vac
Power supply (TX)	2 batteries 1,5V AAA
Relay contact (A)	max 500mA e 48 Vac
Working temperature (°C)	-20 ÷ +55
Protection degree (IP)	55

TOWER

Aluminium pillars for photocells

- Photocells SENSIVA (cod. 13C001) can be easily mounted at the desired height, granting them total protection
- Aluminium frame
- Polycarbonate front cover
- 3 point ground anchoring



TECHNICAL FEATURES

Description	pair of pillars	pair of pillars
MODEL	TOWER500	TOWER1000
CODE	161315	161313
Height (cm)	50	100

LUMOS

Led flashing light

- Led device that does not need any maintenance
- Multivoltage technology enabling operation of the flashing light with a wide range of power supplies (24 to 230V)
- Automatic built-in intermittence circuit
- Can be installed on a flat surface or on wall using the bracket supplied with the product
- Built-in antenna



TECHNICAL FEATURES

MODEL	LUMOS-M
CODE	14C003
Power supply (Vac/dc)	24 ÷ 300Vdc / 24 ÷ 230Vac - 50Hz
Working temperature (°C)	-20 ÷ +60
Protection degree (IP)	54
Dimensions (mm)	136 x 82 x 35

BLINKO

Led flashing light

- Led device that does not need any maintenance
- Multivoltage technology enabling operation of the flashing light with a wide range of power supplies (24 to 230V)
- Automatic built-in intermittence circuit



TECHNICAL FEATURES

MODEL	BLINKO-M
CODE	14D005
Power supply (Vac/dc)	24 ÷ 300Vdc / 24 ÷ 230Vac - 50Hz
Working temperature (°C)	-20 ÷ +60
Protection degree (IP)	54
Dimensions (mm)	90 x 43 x 36

ML6

Multivoltage led module

- Led device that does not need any maintenance
- It replaces normal filament bulbs inside the already-installed flashing lights
- It is suitable for all types of flashing lights thanks to multi-voltage technology
- Easy installation thanks to a screw connector for using ML6 on common couplings of E14 bulbs
- Its extractable terminal board prevents cable twisting during installation



TECHNICAL FEATURES

MODEL	ML6
CODE	14A005
Power supply (Vac/dc)	24 ÷ 300Vdc / 24 ÷ 230Vac - 50Hz
Working temperature (°C)	-20 ÷ +60
Dimensions (mm)	74 x 32 x 30

FZA

Traffic light

- 24V traffic light with two lamps: green and red
- Body in painted aluminium with nylon parts
- 3W LED bulbs
- Adjustable up to 200° in horizontal plane
- Screen for bulb Ø 120 mm in polymethacrylate



TECHNICAL FEATURES

MODELLO	FZA
CODICE	161220
Alimentazione (Vac/dc)	24
Temperatura di esercizio (°C)	-30 ÷ +80
Protezione (IP)	65
Dimensioni (mm)	180 x 410 x 290

ANS433

Outdoor antenna with protective covering for receivers provided with 2.5 m RG-58 cable



TECHNICAL FEATURES

MODEL	ANS433
CODE	19A001
Frequency (MHz)	433 ÷ 868
Impedence (Ohm)	50
Gain (db)	2,5

WES

Radio control system for safety edges

- WES (Wireless Edge System) is the new V2 system allowing safety edges to be controlled by radio
- The system consists of a base unit connected directly to the control unit and one or more sensors connected to the safety edges
- The base unit is powered from the control unit and constantly monitors the status of the sensors connected.
- Up to a maximum of 8 sensors can be connected to each base unit
- Each sensor is able to control up to 2 traditional safety edges with N.C. contact or resistive safety edges (8,2kohm).
- The system is compatible with any control unit.



TECHNICAL FEATURES

Description	base	seniore
MODEL	WES-BASE	WES-SENSOR
CODE	35B022	35B021
Power supply (Vac/dc)	12 / 24	2 x LR6/AA (1,5V-2600mAh)
Absorbed power (W)	0,75	-
Stand-by time	-	> 2 years
Outputs (relay switch)	2 safety edge alarms 1 low battery warning 1 global signal	-
Number of sensors	up to 8	-
Number of radio channels	16	-
Inputs	-	2 mechanical or resistive safety edges
Maximum range (m)	-	10
Working temperature (°C)	- 20 ÷ + 60	- 15 ÷ + 50
Protection degree (IP)	55	54
Dimensions (mm)	125 x 56 x 23	170,5 x 45 x 19,5

VEK

Inductive loop detectors

- Detection system controlled by a microprocessor which enables achieving a remarkable accuracy and user notification by means of LED messages
- 4 adjustable sensitivity levels (for two-channels: can be set separately for each sensor)
- The modular container can be fitted into the DIN rail

SINGLE-CHANNEL DETECTOR

- 2 output relays: 1 permanent, 1 pulse
- The permanent output relay can be set normally open or normally closed

TWO-CHANNEL DETECTOR

- Presence detection function: reports the presence of a vehicle through relay 1 and relay 2 pulse when the vehicle leaves the sensor
- Transit direction detection function (output that can be set either to fixed or pulse): activation of relay 1 for a transit direction and the other relay for the other direction



TECHNICAL FEATURES

Description	monocanale	bicanale
MODEL	VEK1	VEK2
CODE	162241	162242
Power supply (Vac/dc)	24 (+/- 10%)	24 (+/- 10%)
Absorbed power (W)	1,5	2
Outputs (relay switch)	1 permanent relay 1 pulse relay	2 permanent relays
Frequency (KHz)	30 ÷ 130	30 ÷ 130
Dimensions (mm)	79 x 22,5 x 90	79 x 22,5 x 90

ACCESSORIES



CAB106

Perimeter wire (9 m)

TOUCH-CMM

Mechanical safety edges

They use a rigid metal wire as the sensitive element inside a rubber body.

The device is activated by exerting pressure on the edge.

The signal, once detected and intercepted by the control unit, is transduced into the motion block.

The mechanical safety edges are pre-assembled on aluminium strips and are available in various lengths: 1.5 m, 1.7 m, 2.0 m.



Description	length 1.5 m	length 1.7 m	length 2 m
MODELLO	TOUCH-CMM150	TOUCH-CMM170	TOUCH-CMM200
CODICE	162301	162302	162303

TOUCH-R

Resistive safety edges

Constant monitoring is achieved using the closed-circuit principle.

The last safety contact edge in a possible serial connection is fitted with a terminal resistor, which is continuously monitored by an electronic evaluation unit.

Thus allowing the entire circuit to be monitored for shorts and wire breaks.



TOUCH-RL

TOUCH-RH

TOUCH-RL	aluminium strip length 2 m	aluminium strip length 3 m	rubber strip length 25 m height 30 mm width 25 mm	End plug with cable	End plug with resistance
MODEL	TOUCH-RLA02	TOUCH-RLA03	TOUCH-RLG25	TOUCH-RLTC	TOUCH-RLTR
CODE	35B003	35B004	35B027	35B028	35B029

TOUCH-RH	aluminium strip length 2 m	aluminium strip length 3 m	rubber strip length 30 m height 55 mm width 35 mm	End plug with cable	End plug with resistance
MODEL	TOUCH-RHA02	TOUCH-RHA03	TOUCH-RHG30	TOUCH-RHTC	TOUCH-RHTR
CODE	35B011	35B012	35B036	35B031	35B032

FEEL

Optical safety edges

The optical safety edges are made of EPDM rubber (resistant to temperatures ranging from -50° to +150°) and a system of watertight reception/transmission photocells, very small, used in industrial applications and already tested in very hostile environments such as tunnel washing systems.

The operation is very simple: when the rubber is deformed by an external body, the cell radius is interrupted. Then, information is transmitted to a card with active safety system with input for automatic operation control.

The interlocking rubber profile enables quick installation, while the cable of the photocell can pass through quick and easy: no screws, glue or silicone. The photocells are inserted into the profile and connected to the amplifier. In just a few steps, the safety edge is ready to stand the test of time.

The profile FEEL-LG20 can be placed either horizontally (doors) or vertically (gates). The plastic cover can be removed to maintain the appearance of the gate unaltered.


FEEL-LG20

FEEL-HG20

FEEL-RX18 / FEEL-TX18

Description	Rubber profile L (h 57 mm - 20 m roll)	Right end cap for L rubber profile	Left end cap for L rubber profile
MODEL	FEEL-LG20	FEEL-LTD	FEEL-LTS
CODE	35A003	35A004	35A005

Description	Rubber profile H (h 94 mm - 20 m roll)	Right end cap for H rubber profile	Left end cap for H rubber profile
MODEL	FEEL-HG20	FEEL-HTD	FEEL-HTS
CODE	35A006	35A007	35A008


Description	Photocell (transmitter unit ø 18 mm)	Photocell (receiver unit ø 18 mm)
MODEL	FEEL-TX18	FEEL-RX18
CODE	35A001	35A002
Optical range (m)	10	
Power supply	12÷24 Vac/dc	
Signal	modulated infrared 833 Hz	
Working temperature (°C)	-20 ÷ +80	

ACCESSORIES



35A009	35A010	35A012	35A013	35A024	35A025
Aluminium profile length 2 m (for rubber profiles L/H)	Aluminium profile length 3 m (for rubber profiles L/H)	Extendable cable length 3 m (4 x 0.75 mm²)	Extendable cable length 3 m (7 x 0.25 mm²)	Interface for optical-type safety edges (1 NPN output)	Glue (tube of 2 g)



 www.V2HOME.com

 www.V2HOME.com



KIT UNIVERSAL 1



Electronic kit to complete the installation of swing and sliding gate 230V motors.

DIGITAL control unit



Kit MODEL ▼	CITY1-EVO	PHOX2	MR2	SENSIVA-XS	LUMOS-M	Kit CODE ▼
Kit UNIVERSAL 1E	■	■■	■	■	■	28A087

KIT UNIVERSAL 2

Electronic kit to complete the installation of swing and sliding gate 230V motors.

ANALOGUE control unit with built-in receiver



Kit MODEL ▼	FLEXY2	PHOX2	SENSIVA-XS	LUMOS-M	Kit CODE ▼
Kit UNIVERSAL 2	■	■■	■	■	28A061

KIT UNIVERSAL 2+

Electronic kit to complete the installation of swing and sliding gate 24V motors.
DIGITAL control unit



Kit MODEL ▼	CITY2+	PHOX2	MR2	SENSIVA-XS	LUMOS-M	Kit CODE ▼
Kit UNIVERSAL 2+	■	■ ■	■	■	■	28A117

KIT EASY 2

Electronic kit to complete the installation of 230V motors for rolling shutters



Kit MODEL ▼	EASY2	PHOX2	MR2	Kit CODE ▼
Kit EASY2	■	■ ■	■	28A064

KIT EASY-BASIC

Electronic kit to complete the installation of 230V motors for rolling shutters



Kit MODEL ▼	EASY-BASIC	PHOX2	Kit CODE ▼
Kit EASY-BASIC	■	■ ■	28A065

KIT GARDEN LUX

Electronic kit for radio control of loads up to 1500W



Kit MODEL ▼	WALLY2-230V	PHOX2	MATCH	Kit CODE ▼
Kit GARDEN LUX	■	■		28A066
Kit GARDEN LUX-R	■		■	28A067



Sliding door



Swing door



Roller shutter and screen



Traffic light output



Control unit power supply voltage



Motor power supply



Built-in inverter



Built-in receiver



Connector for modular receiver



Output for flashing light without intermittence



Output for flashing light with intermittence



Interface for connecting ADI modules



Control unit set up for LUX2+ module connection



Control unit set up for CL1+ module connection



Control unit suitable for operation with the WES accessory



Control unit set up for WES-EASY module connection



Control unit set up for EASY-PULSE



Control unit set up for SYNCRO module connection



Control unit suitable for operation with the backup battery module



Compatible with the ECO-LOGIC system



Control unit designed for connection to WIFI module for management via V2 GO

V2 WORLD



ITALY

V2 S.p.A.

Corso Principi di Piemonte 65/67
12035 RACCONIGI (CN)
Tel. +39 0172 812411
Fax. +39 0172 84050
info@v2home.com

FRANCE

AFCA - V2 SAS

4 bis, rue Henri Becquerel
69747 GENAS
Tel. +33 4 72791030
Fax +33 4 72791039
france@v2home.com

PORTUGAL

V2 AUTOMATISMOS PORTUGAL LDA

Rua Fernão Magalhães, Lote 119
2435-087 CAXARIAS
Tel. +351 249 571 511
Fax +351 249 571 512
portugal@v2home.com

ESPAÑA

VIDUE SPAIN SL

C. Can Mltjans 48, puerta 31
Cerdanyola del Vallès - 08290 BARCELONA
Tel. +34 93 6991500
Fax +34 93 6992855
spain@v2home.com

TUNISIE

V2 TUNISIE SARL

47, Rue El Moez 1004 El Menzah 1
TUNIS
Tel. +216 71 767447
Fax +216 71 767443
v2tunisie@gnet.tn

MAROC

V2 DOMOTIQUE MAROC SARL

17, Rue Amyot, Quartier des hôpitaux
CASABLANCA
Tel. +212 522 860400
Fax + 212 522 861514
maroc@v2home.com

A modern architectural rendering of a house. The house features a mix of materials: a light-colored stucco upper level, a stone-textured lower level, and a green metal roof. Large windows with vertical blinds are visible. A striped awning covers a small balcony. In the foreground, there is a stone wall and a wooden deck. A semi-transparent grey box with the website address is centered over the image.

www.v2home.com